

### basement

SOv 01 standard basement

### façade

Fv 01 ETICS (high acoustic req.)

Fv 02 wooden façade  
(high acoustic req.)

Fv 03 wooden façade  
(normal acoustic req.)

Fv 04 wooden façade  
(normal acoustic req. decoupled)

Fv 05 brickwork support

Fv 06 concrete support

### balcony / terrace

Bv 01 balcony FF (RC wall)

Bv 02 balcony UF (CLT façade)

Bv 03 balcony suspension

Bv 04 balcony support / pillar

Bv 05 balcony door

Bv 06 balcony rainwater pipe

Bv 07 balcony verge

Bv 08 balcony side wall

Tv 01 terrace parapet

Tv 02 terrace node

Tv 03 terrace door

### staircase

STv 01 staircase CLT-plasterboard

STv 02 staircase RC

STv 03 staircase CLT-DVQ

### attic / flat roof

Av 01 attic

Av 02 drainage flat roof

Av 03 attic window connection

Av 04 attic form element

Av 05 attic EW ventilated

### window / door

FEv 01 window sill

FEv 02 external blind element

Feh 01 side connection

Th 01 door connection STC

### shaft

Sv 01 shaft cut

Sh 01 shaft allocation

# CAD detail catalogue

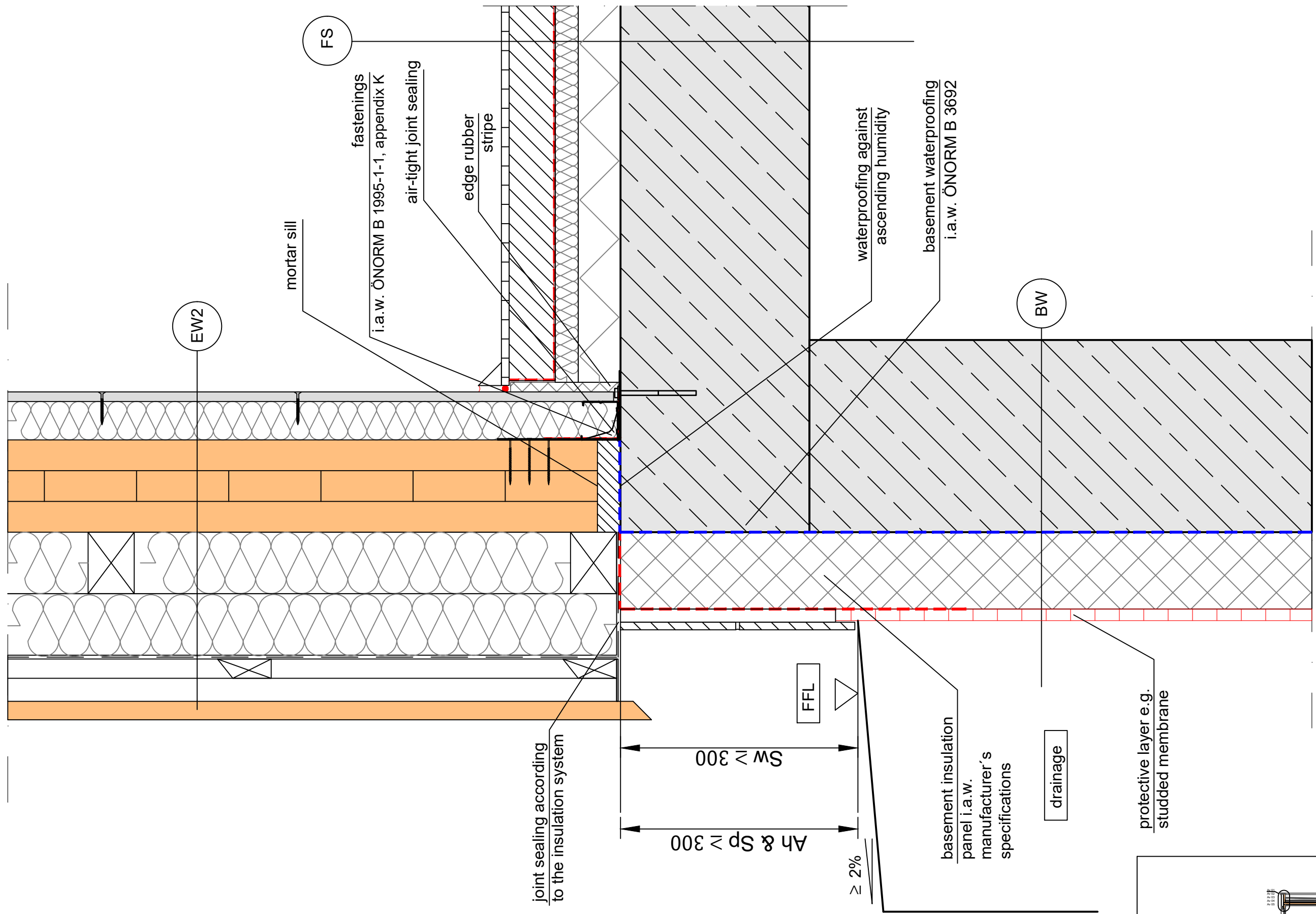
Version number:  
01/2019

Date:  
09.2019

### Note:

The detailed examples shown are intended as planning aids and must be adapted to the respective project conditions and requirements. The completeness of the information and a standard-compliant execution must be checked and supplemented by the responsible planner.

Further assistance on the KLH product and the general terms of use can be found at <https://www.klh.at>



**Legend:**

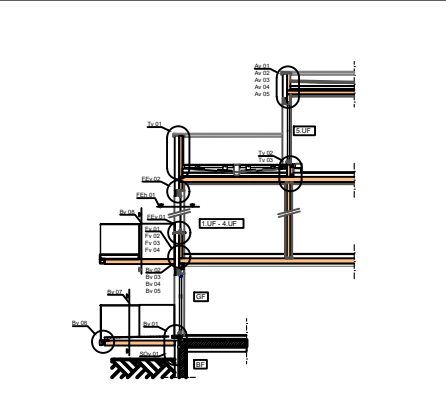
Plan coding:	Component:
Abbrev.:	EW exterior wall
EW	IW interior wall
IW	WTW Double partition wall
WTW	FL Floor level
FL	FR Flat roof
FR	PR Pitched roof
PR	

**Note:**  
 The processing and manufacturing instructions must be observed! Sealing compounds must be selected in accordance with the requirements and checked for compatibility with each other and with the components concerned (warranty). Anchor spacings must be observed in accordance with the certification. The dimensioning of the profiles, fastenings, anchors, dowels and glazing must be determined independently by the executing company, depending on the assembly concept, the static calculation and the applicable standards and approvals!

# DETAIL SOv01

**Plan content:**  
 Façade/basement compartment floor, CLT basement on reinforced concrete

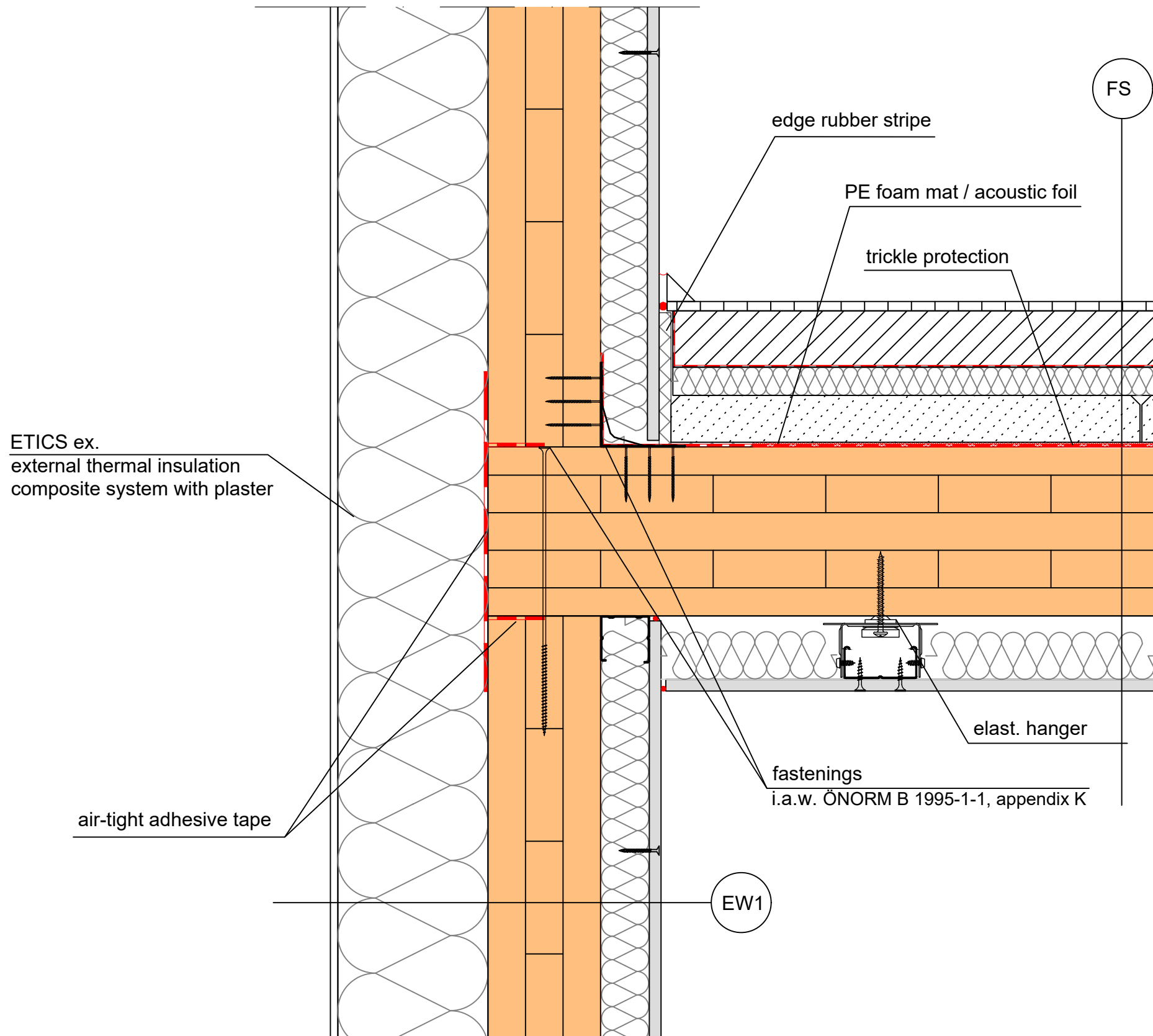
Version number: 01/2019	Scale: 1:5	Date: 09.2019	Size: A3
----------------------------	---------------	------------------	-------------



**Project:**  
**CAD-Details**

KLH Massivholz GmbH  
 Gewerbestraße 4  
 A - 8842 Teufenbach-Katsch  
 office@klh.at





**Legend:**

Plan coding:	Component:
Abbrev.:	EW exterior wall
EW	IW interior wall
IW	WTW Double partition wall
WTW	FL Floor level
FL	FR Flat roof
FR	PR Pitched roof
PR	

**Note:**

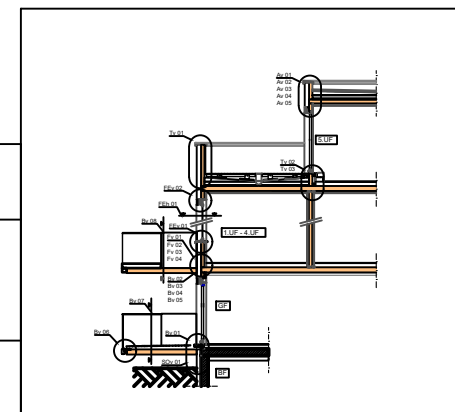
The processing and manufacturing instructions must be observed! Sealing compounds must be selected in accordance with the requirements and checked for compatibility with each other and with the components concerned (warranty). Anchor spacings must be observed in accordance with the certification. The dimensioning of the profiles, fastenings, anchors, dowels and glazing must be determined independently by the executing company, depending on the assembly concept, the static calculation and the applicable standards and approvals!

**DETAIL**

**Fv 01**

**Plan content:**  
 Facade-dividing ceiling, CF with high soundproof requirements

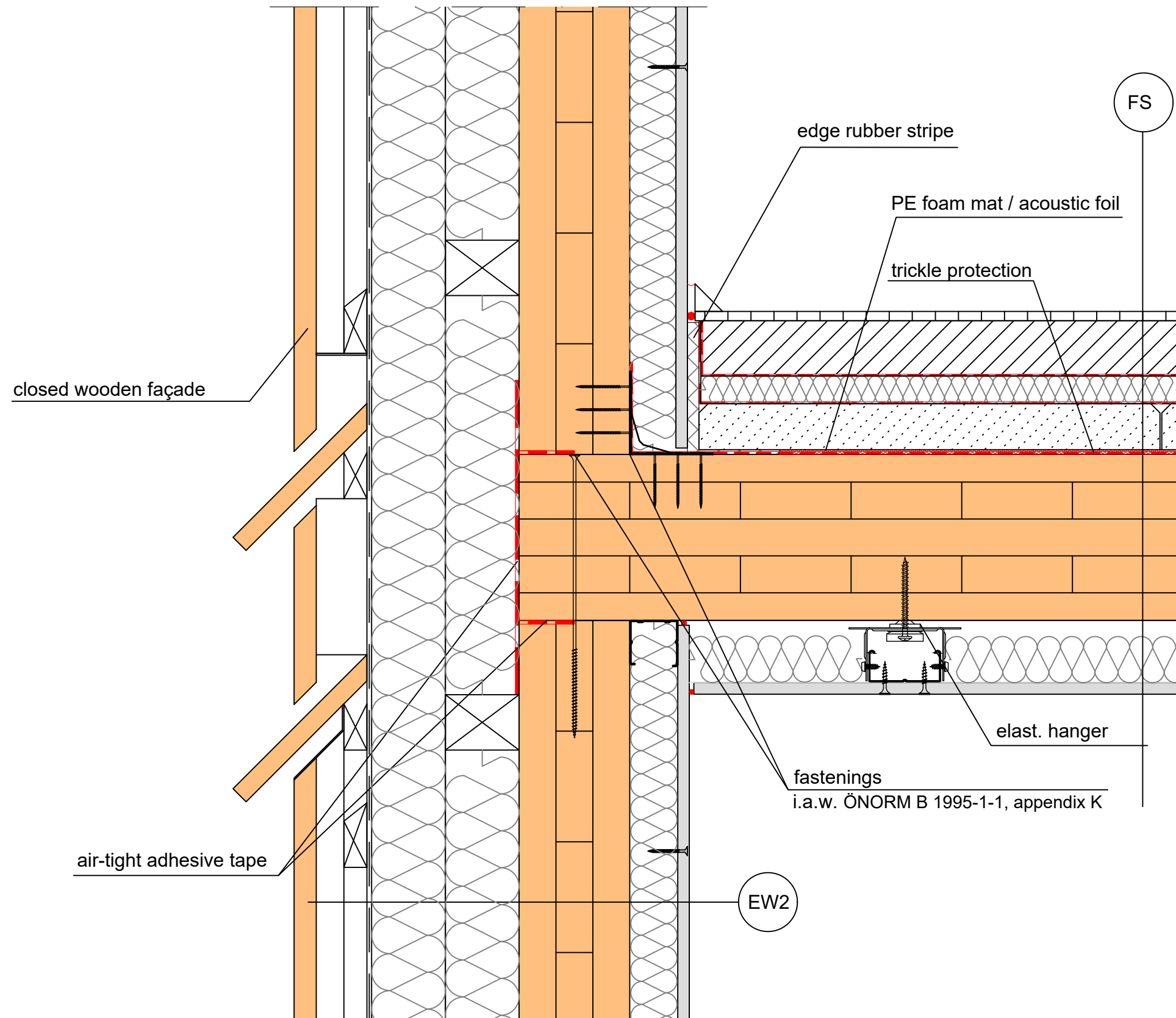
Version number: 01/2019	Scale: 1:5	Date: 09.2019	Size: A3
----------------------------	---------------	------------------	-------------



Project:  
**CAD-Details**

KLH Massivholz GmbH  
 Gewerbestraße 4  
 A - 8842 Teufenbach-Katsch  
 office@klh.at





**Legend:**

Plan coding:	Component:
Abbrev.:	EW exterior wall
EW	IW interior wall
IW	WTW Double partition wall
WTW	FL Floor level
FL	FR Flat roof
FR	PR Pitched roof
PR	

**Note:**

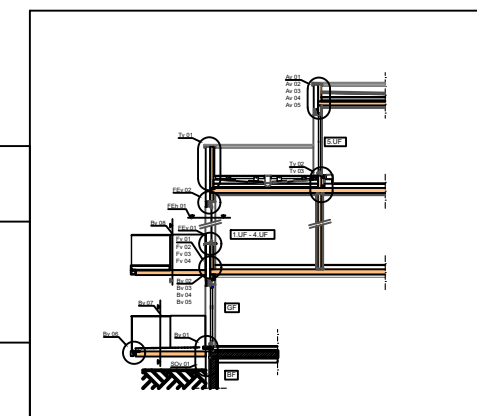
The processing and manufacturing instructions must be observed! Sealing compounds must be selected in accordance with the requirements and checked for compatibility with each other and with the components concerned (warranty). Anchor spacings must be observed in accordance with the certification. The dimensioning of the profiles, fastenings, anchors, dowels and glazing must be determined independently by the executing company, depending on the assembly concept, the static calculation and the applicable standards and approvals!

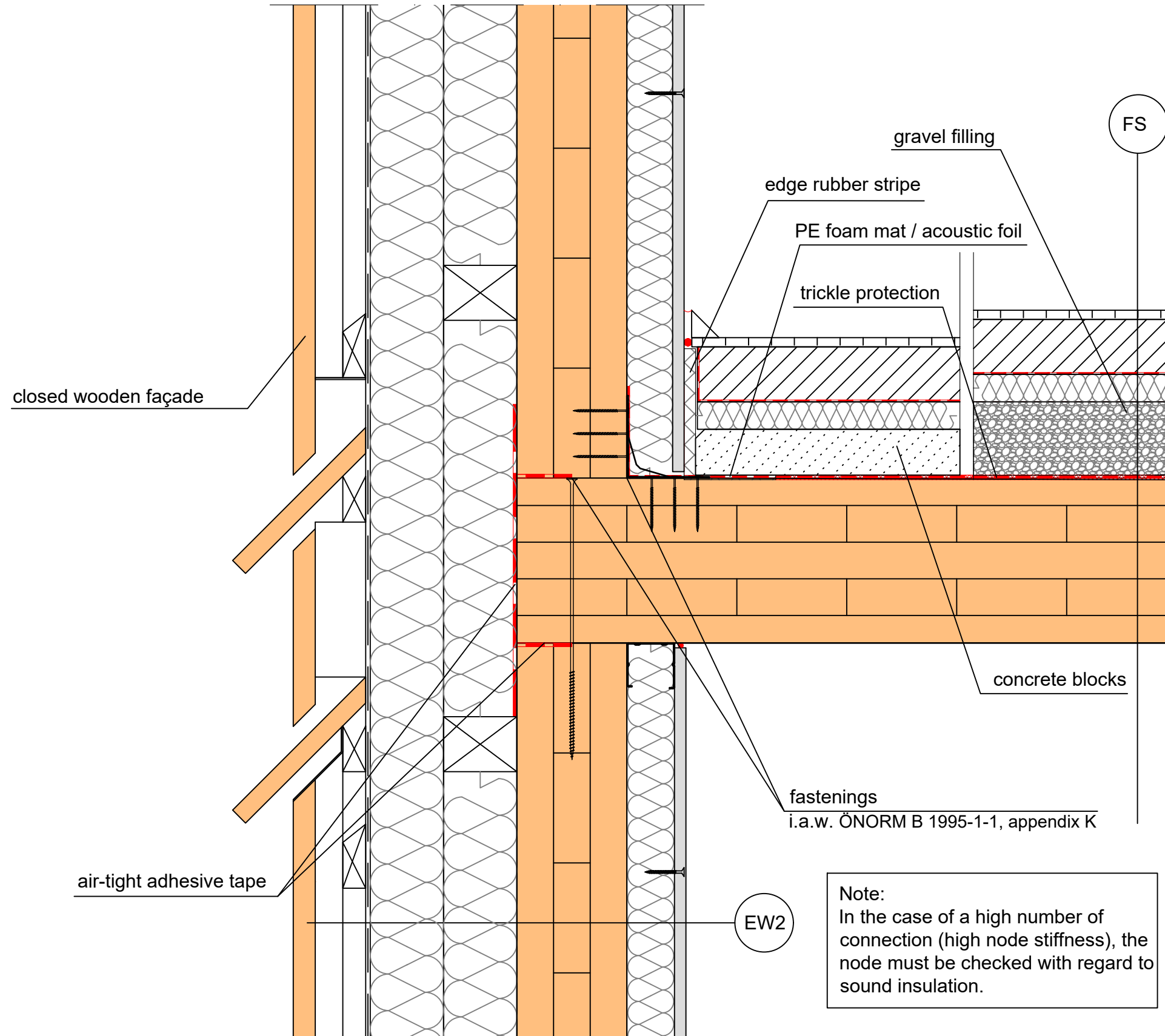
**DETAIL**

**Fv 02**

**Plan content:**  
 Facade-dividing ceiling, CF with high soundproof requirements

Version number: 01/2019	Scale: 1:5	Date: 09.2019	Size: A3
----------------------------	---------------	------------------	-------------





**Note:**  
 In the case of a high number of connection (high node stiffness), the node must be checked with regard to sound insulation.

**Legend:**

Plan coding: Abbrev.:	Component:
EW	exterior wall
IW	interior wall
WTW	Double partition wall
FL	Floor level
FR	Flat roof
PR	Pitched roof

**Note:**  
 The processing and manufacturing instructions must be observed! Sealing compounds must be selected in accordance with the requirements and checked for compatibility with each other and with the components concerned (warranty). Anchor spacings must be observed in accordance with the certification. The dimensioning of the profiles, fastenings, anchors, dowels and glazing must be determined independently by the executing company, depending on the assembly concept, the static calculation and the applicable standards and approvals!

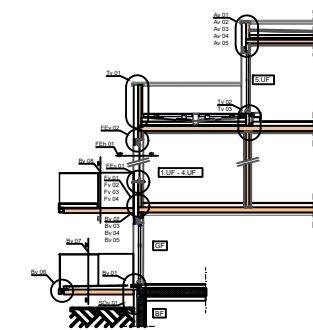
**DETAIL**

**Fv 03**

**Plan content:**  
 Facade-dividing ceiling, CF with normal acoustic requirements

Version number: 01/2019	Scale: 1:5	Date: 09.2019	Size: A3
----------------------------	---------------	------------------	-------------

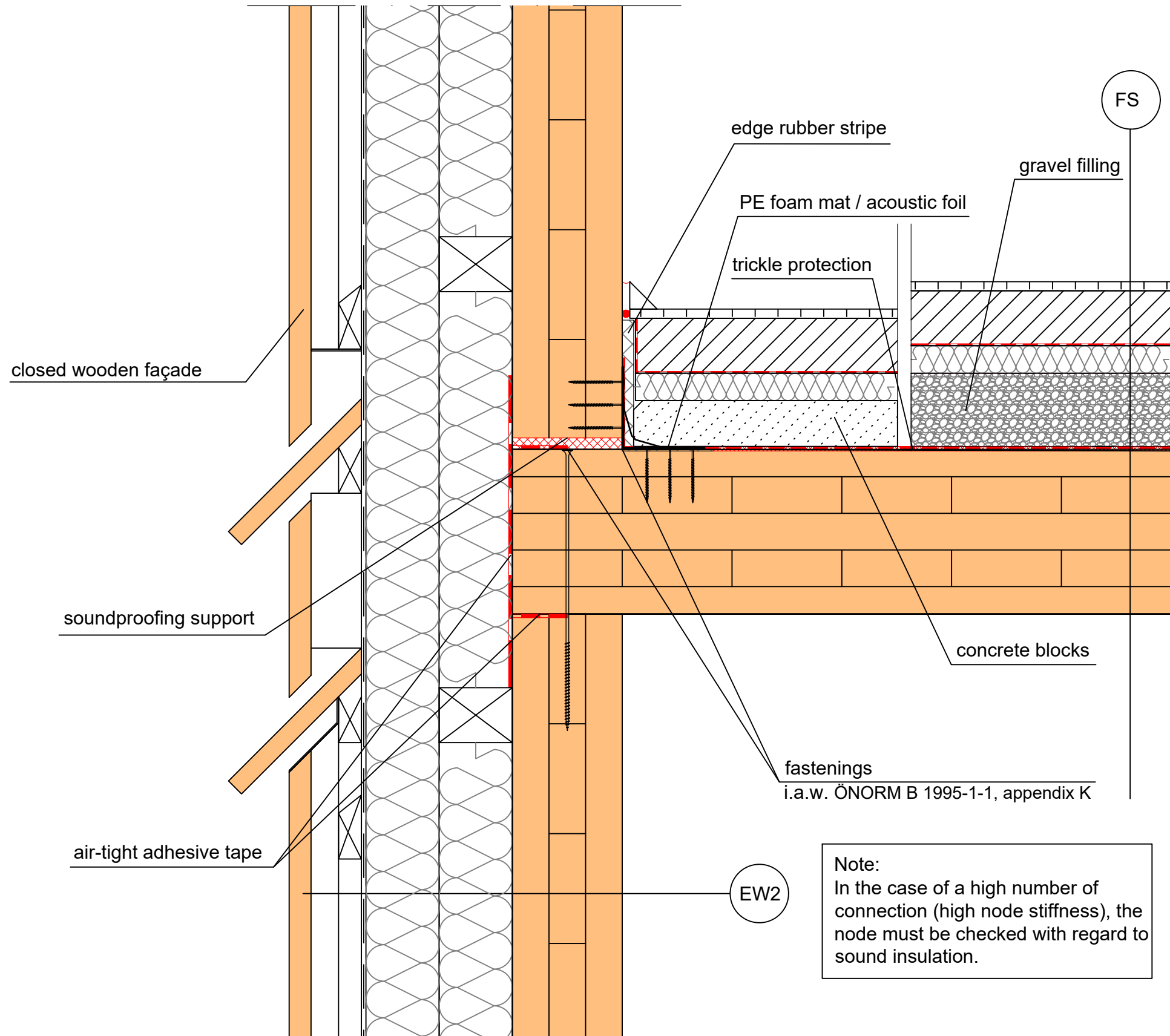
General Terms of Use: <https://www.klh.at/wp-content/uploads/2020/07/webpage-allgemeine-nutzungsbedingungen-en.pdf>



Project:  
**CAD-Details**

KLH Massivholz GmbH  
 Gewerbestraße 4  
 A - 8842 Teufenbach-Katsch  
 office@klh.at





**Note:**  
 In the case of a high number of connection (high node stiffness), the node must be checked with regard to sound insulation.

**Legend:**

Plan coding:	Component:
Abbrev.:	EW exterior wall
EW	IW interior wall
IW	WTW Double partition wall
WTW	FL Floor level
FL	FR Flat roof
FR	PR Pitched roof
PR	

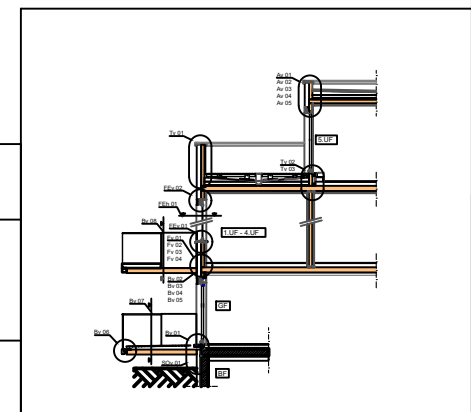
**Note:**  
 The processing and manufacturing instructions must be observed! Sealing compounds must be selected in accordance with the requirements and checked for compatibility with each other and with the components concerned (warranty). Anchor spacings must be observed in accordance with the certification. The dimensioning of the profiles, fastenings, anchors, dowels and glazing must be determined independently by the executing company, depending on the assembly concept, the static calculation and the applicable standards and approvals!

**DETAIL**

**Fv 04**

**Plan content:**  
 Facade-dividing ceiling, CF with normal soundproof requirements

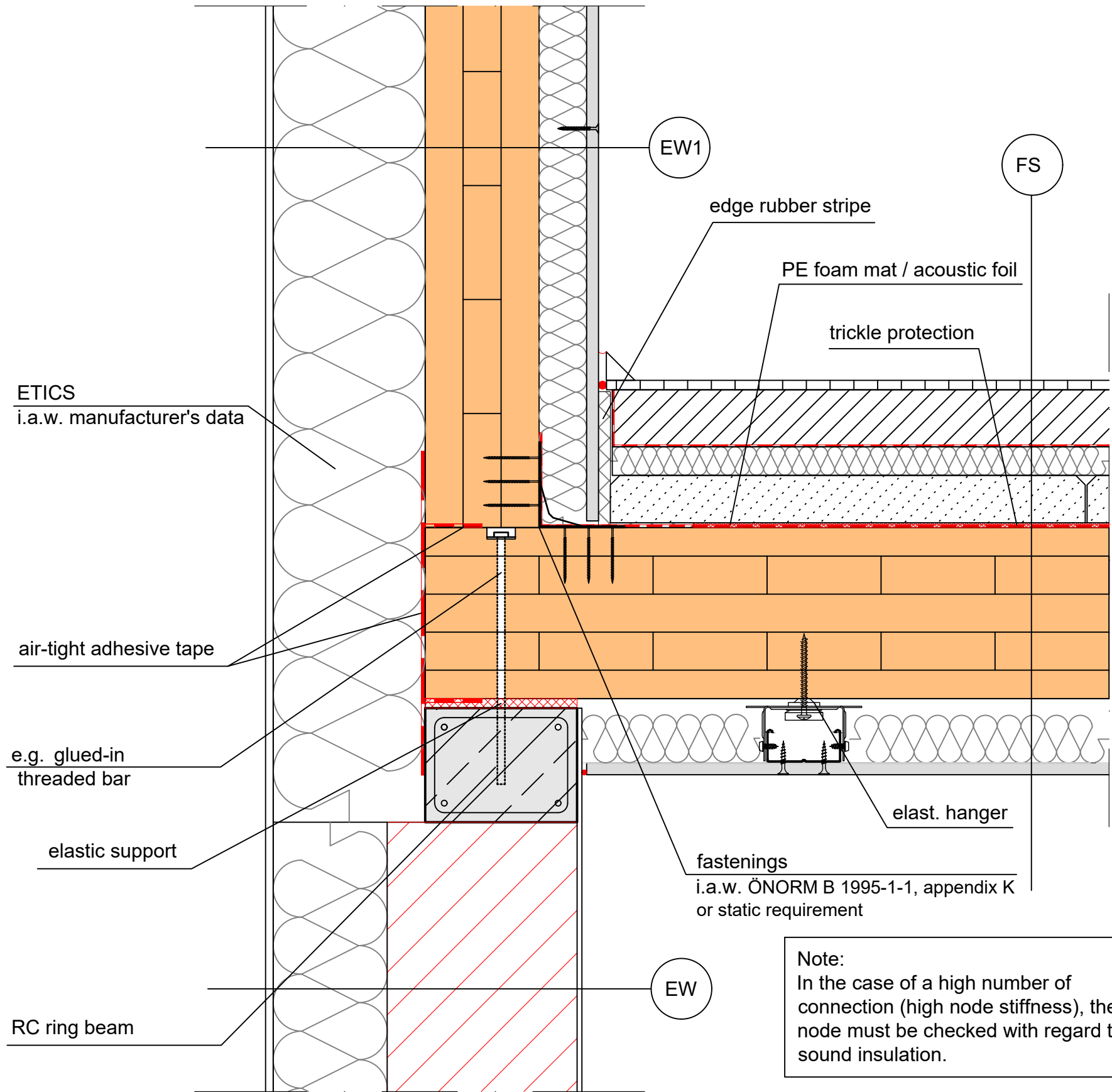
Version number: 01/2019	Scale: 1:5	Date: 09.2019	Size: A3
----------------------------	---------------	------------------	-------------



**Project:**  
**CAD-Details**

KLH Massivholz GmbH  
 Gewerbestraße 4  
 A - 8842 Teufenbach-Katsch  
 office@klh.at





ETICS  
i.a.w. manufacturer's data

air-tight adhesive tape

e.g. glued-in  
threaded bar

elastic support

RC ring beam

EW1

FS

edge rubber stripe

PE foam mat / acoustic foil

trickle protection

elast. hanger

fastenings  
i.a.w. ÖNORM B 1995-1-1, appendix K  
or static requirement

EW

Note:  
In the case of a high number of  
connection (high node stiffness), the  
node must be checked with regard to  
sound insulation.

**Legend:**

Plan coding:	Component:
Abbrev.:	EW exterior wall
EW	IW interior wall
IW	WTW Double partition wall
WTW	FL Floor level
FL	FR Flat roof
FR	PR Pitched roof
PR	

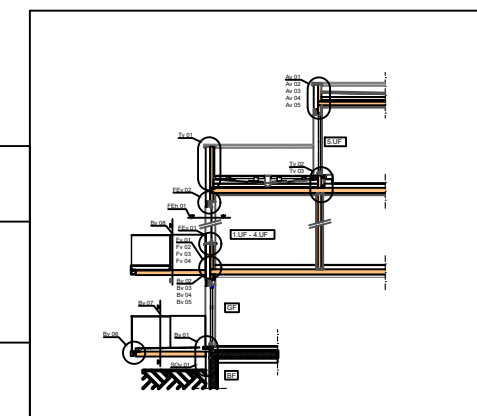
Note:  
The processing and manufacturing instructions must be observed! Sealing compounds must be selected in accordance with the requirements and checked for compatibility with each other and with the components concerned (warranty). Anchor spacings must be observed in accordance with the certification. The dimensioning of the profiles, fastenings, anchors, dowels and glazing must be determined independently by the executing company, depending on the assembly concept, the static calculation and the applicable standards and approvals!

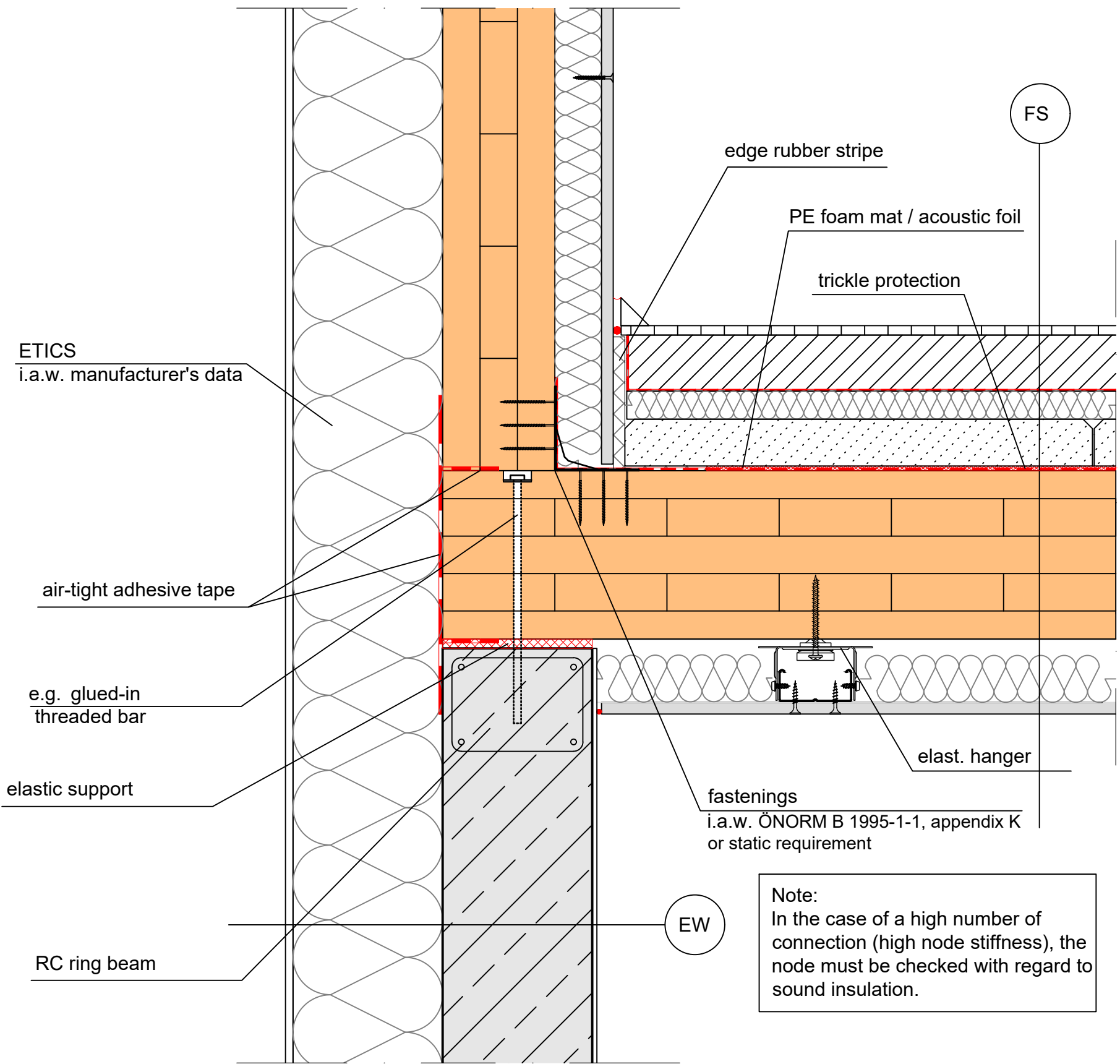
**DETAIL**

**Fv 05**

Plan content:  
Facade-dividing ceiling, brickwork support, CF with high soundproof req.

Version number: 01/2019	Scale: 1:5	Date: 09.2019	Size: A3
----------------------------	---------------	------------------	-------------





ETICS  
i.a.w. manufacturer's data

air-tight adhesive tape

e.g. glued-in  
threaded bar

elastic support

RC ring beam

edge rubber stripe

PE foam mat / acoustic foil

trickle protection

FS

elast. hanger

fastenings  
i.a.w. ÖNORM B 1995-1-1, appendix K  
or static requirement

Note:  
In the case of a high number of  
connection (high node stiffness), the  
node must be checked with regard to  
sound insulation.

EW

**Legend:**

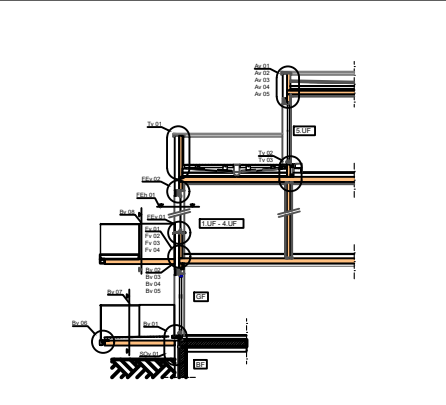
Plan coding:	Component:
Abbrev.:	EW exterior wall
IW interior wall	WTW Double partition wall
FL Floor level	FR Flat roof
PR Pitched roof	

**Note:**  
The processing and manufacturing instructions must be observed! Sealing compounds must be selected in accordance with the requirements and checked for compatibility with each other and with the components concerned (warranty). Anchor spacings must be observed in accordance with the certification. The dimensioning of the profiles, fastenings, anchors, dowels and glazing must be determined independently by the executing company, depending on the assembly concept, the static calculation and the applicable standards and approvals!

**DETAIL** Fv 06

Plan content:  
Facade-dividing ceiling, RC support, CF with high soundproof requirements

Version number: 01/2019	Scale: 1:5	Date: 09.2019	Size: A3
----------------------------	---------------	------------------	-------------

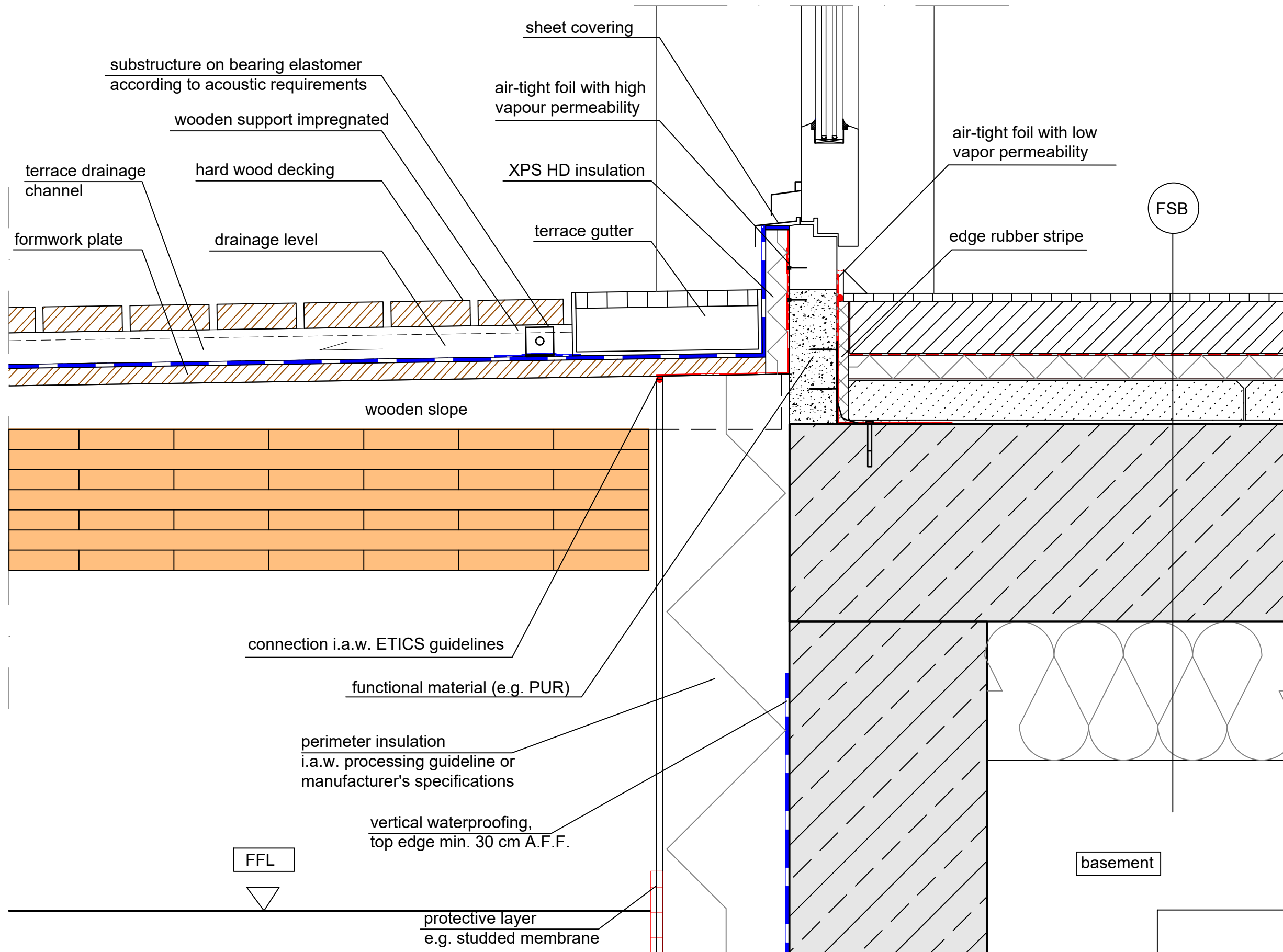


Project:  
**CAD-Details**

KLH Massivholz GmbH  
Gewerbestraße 4  
A - 8842 Teufenbach-Katsch  
office@klh.at







**Legend:**

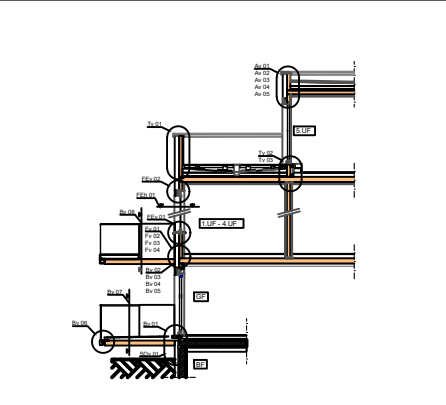
Plan coding: Abbrev.:	Component:
EW	exterior wall
IW	interior wall
WTW	Double partition wall
FL	Floor level
FR	Flat roof
PR	Pitched roof

**Note:**  
The processing and manufacturing instructions must be observed! Sealing compounds must be selected in accordance with the requirements and checked for compatibility with each other and with the components concerned (warranty). Anchor spacings must be observed in accordance with the certification. The dimensioning of the profiles, fastenings, anchors, dowels and glazing must be determined independently by the executing company, depending on the assembly concept, the static calculation and the applicable standards and approvals!

**DETAIL** **Bv 01**

**Plan content:**  
Connection balcony with balcony's door at 1st storey

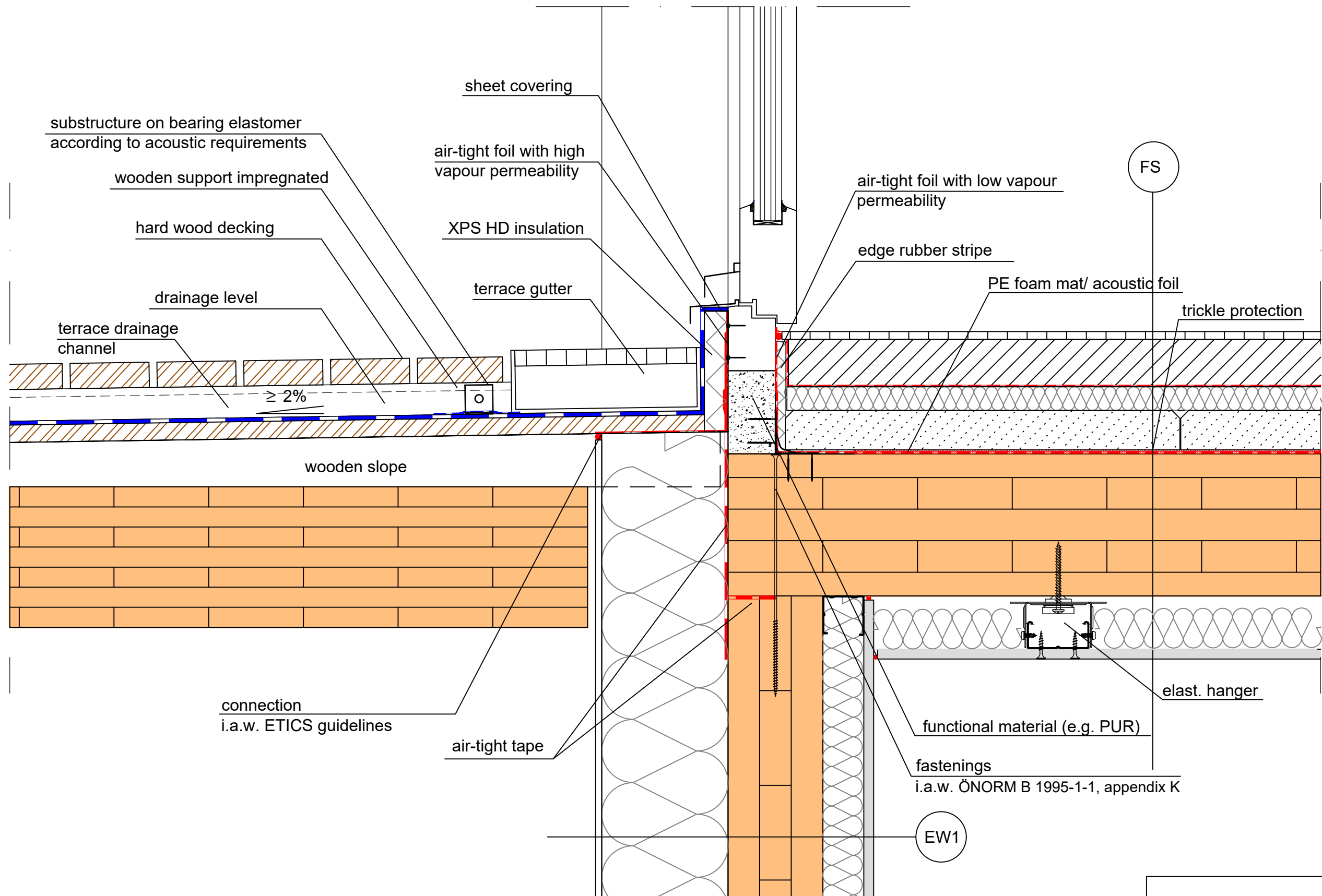
Version number: 01/2019	Scale: 1:5	Date: 09.2019	Size: A3
----------------------------	---------------	------------------	-------------



Project:  
**CAD-Details**

KLH Massivholz GmbH  
Gewerbestraße 4  
A - 8842 Teufenbach-Katsch  
office@klh.at





**Legend:**

Plan coding: Abbrev.:	Component:
EW	exterior wall
IW	interior wall
WTW	Double partition wall
FL	Floor level
FR	Flat roof
PR	Pitched roof

**Note:**

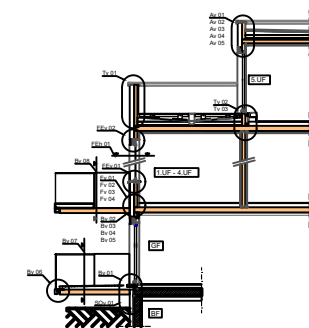
The processing and manufacturing instructions must be observed! Sealing compounds must be selected in accordance with the requirements and checked for compatibility with each other and with the components concerned (warranty). Anchor spacings must be observed in accordance with the certification. The dimensioning of the profiles, fastenings, anchors, dowels and glazing must be determined independently by the executing company, depending on the assembly concept, the static calculation and the applicable standards and approvals!

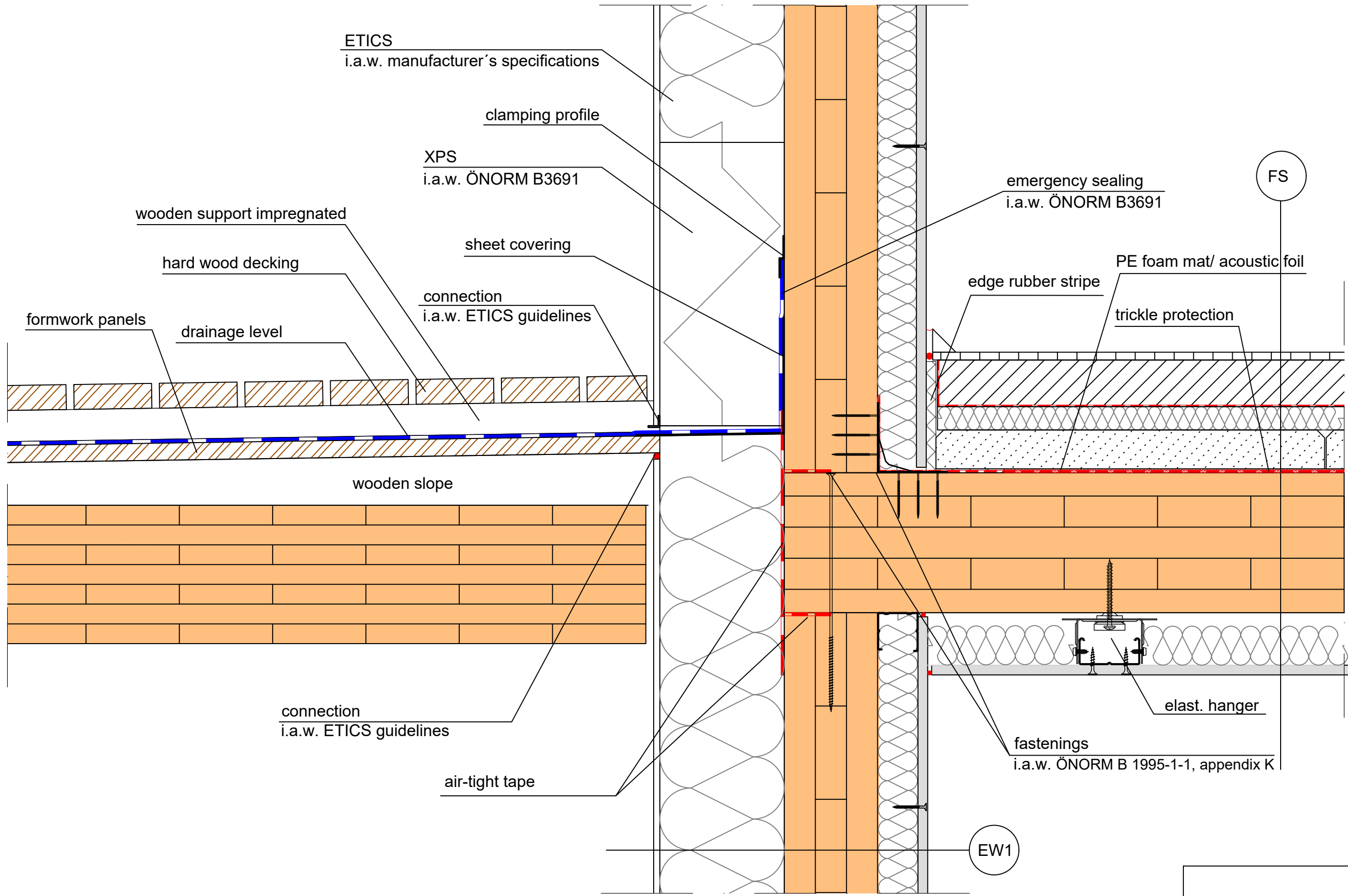
**DETAIL**

**Bv 02**

**Plan content:**  
Connection balcony with balcony's door at standard storey

Version number: 01/2019	Scale: 1:5	Date: 09.2019	Size: A3
----------------------------	---------------	------------------	-------------





**Legend:**

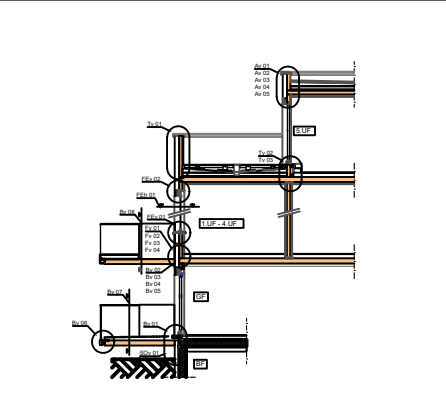
Plan coding:	Component:
Abbrev.:	EW exterior wall
EW	IW interior wall
WTW	Double partition wall
FL	Floor level
FR	Flat roof
PR	Pitched roof

**Note:**  
 The processing and manufacturing instructions must be observed! Sealing compounds must be selected in accordance with the requirements and checked for compatibility with each other and with the components concerned (warranty). Anchor spacings must be observed in accordance with the certification. The dimensioning of the profiles, fastenings, anchors, dowels and glazing must be determined independently by the executing company, depending on the assembly concept, the static calculation and the applicable standards and approvals!

**DETAIL** **Bv 03**

Plan content:  
 Connection balcony at standard storey

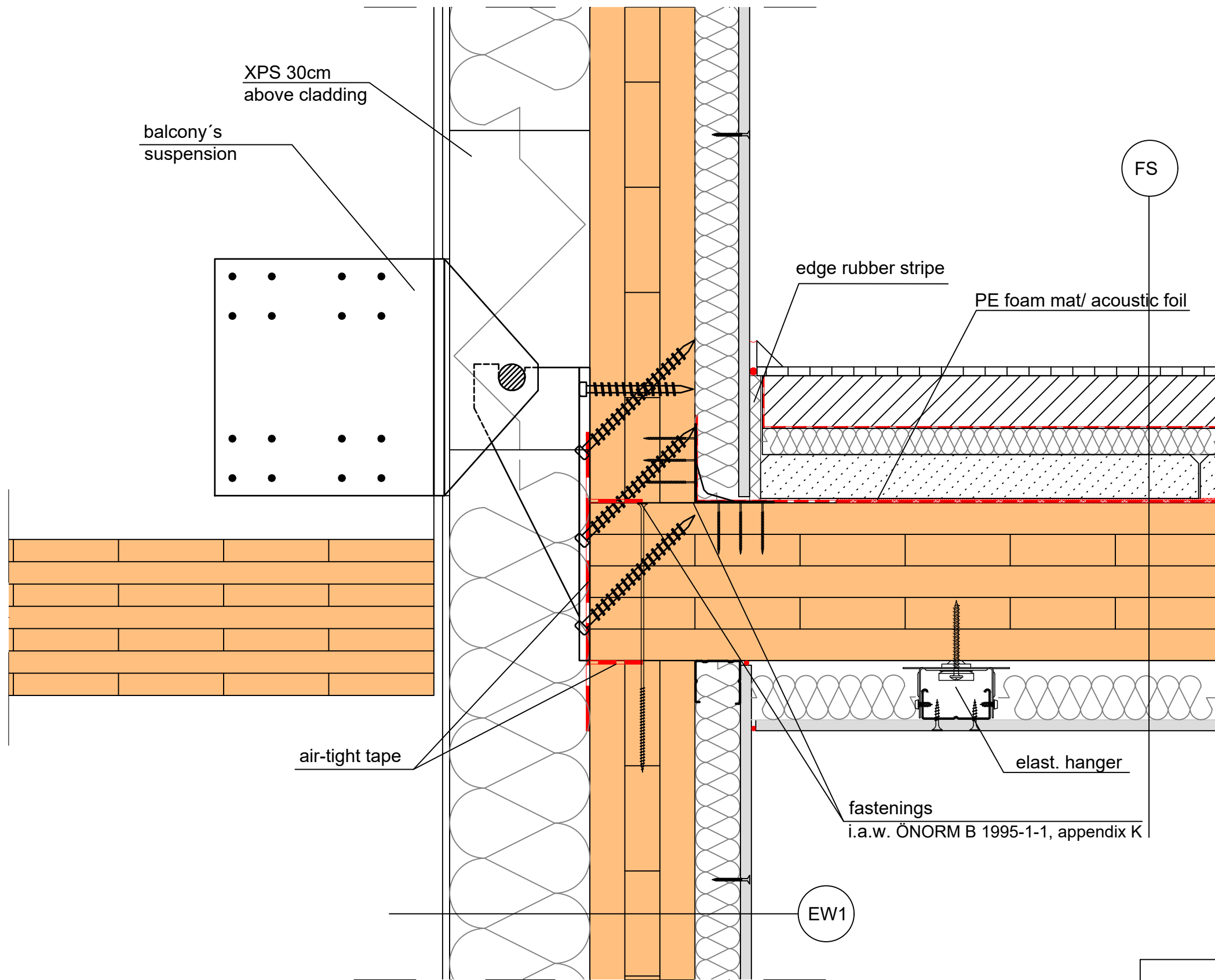
Version number: 01/2019	Scale: 1:5	Date: 09.2019	Size: A3
----------------------------	---------------	------------------	-------------



Project:  
**CAD-Details**

KLH Massivholz GmbH  
 Gewerbestraße 4  
 A - 8842 Teufenbach-Katsch  
 office@klh.at





**Legend:**

Plan coding:	Component:
Abbrev.:	exterior wall
EW	interior wall
IW	Double partition wall
WTW	Floor level
FL	Flat roof
FR	Pitched roof
PR	

**Note:**

The processing and manufacturing instructions must be observed! Sealing compounds must be selected in accordance with the requirements and checked for compatibility with each other and with the components concerned (warranty). Anchor spacings must be observed in accordance with the certification. The dimensioning of the profiles, fastenings, anchors, dowels and glazing must be determined independently by the executing company, depending on the assembly concept, the static calculation and the applicable standards and approvals!

**DETAIL**

**Bv 04**

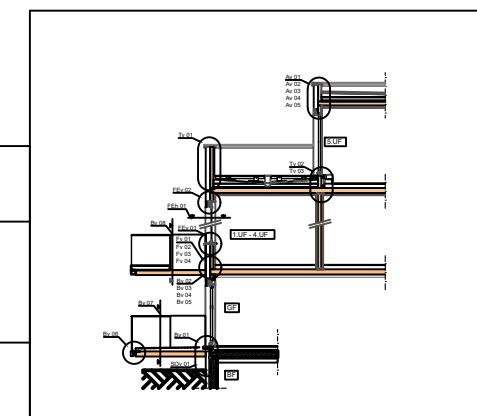
Plan content:  
Balcony suspension

Version number:  
01/2019

Scale:  
1:5

Date:  
09.2019

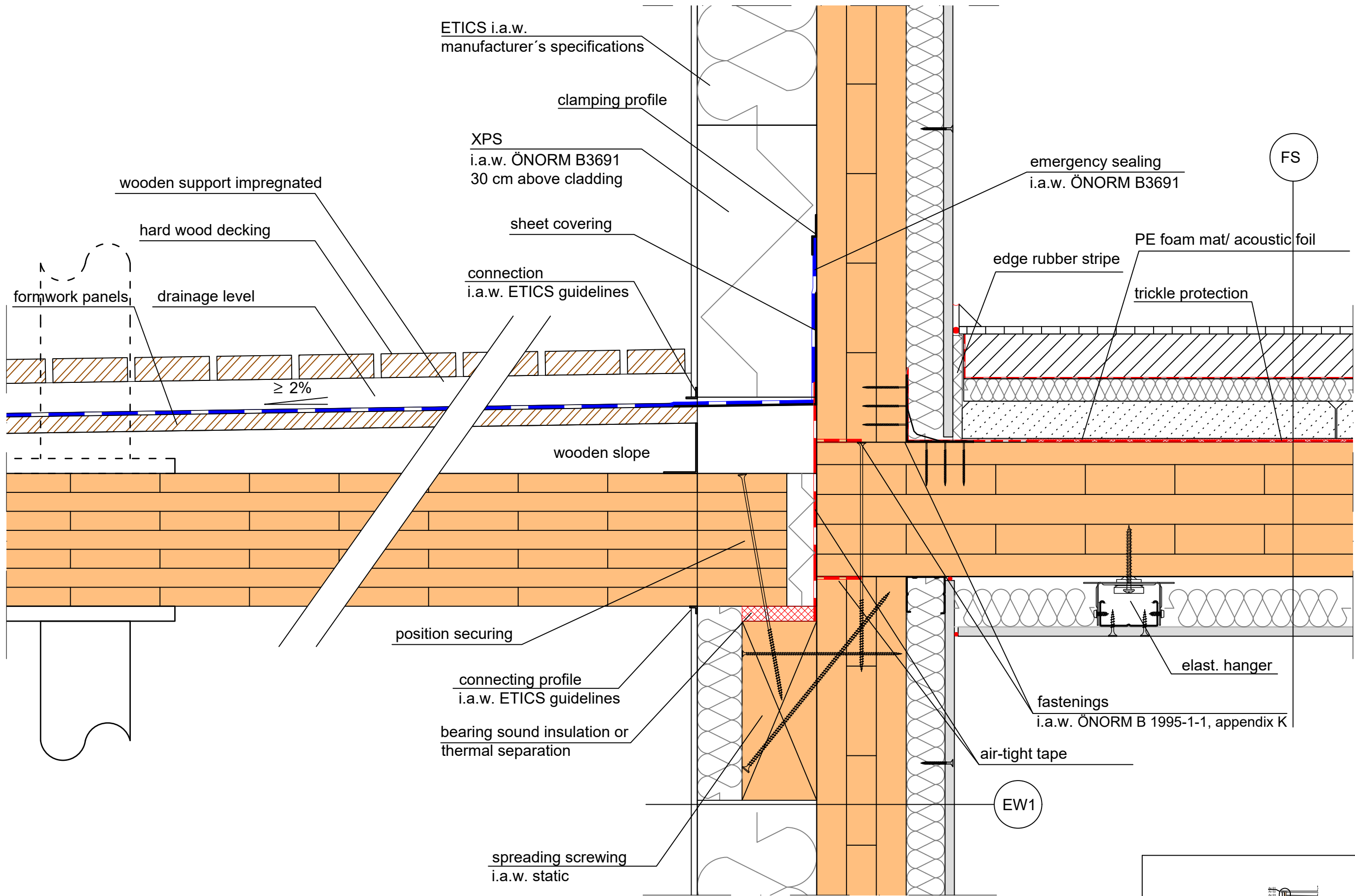
Size:  
A3



Project:  
**CAD-Details**

KLH Massivholz GmbH  
Gewerbestraße 4  
A - 8842 Teufenbach-Katsch  
office@klh.at





**Legend:**

Plan coding:	Component:
Abbrev.:	EW exterior wall
EW	IW interior wall
IW	WTW Double partition wall
WTW	FL Floor level
FL	FR Flat roof
FR	PR Pitched roof
PR	

**Note:**

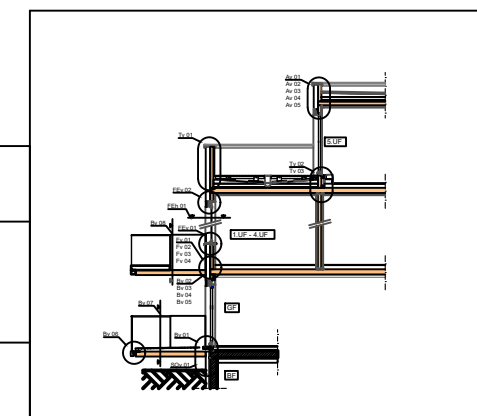
The processing and manufacturing instructions must be observed! Sealing compounds must be selected in accordance with the requirements and checked for compatibility with each other and with the components concerned (warranty). Anchor spacings must be observed in accordance with the certification. The dimensioning of the profiles, fastenings, anchors, dowels and glazing must be determined independently by the executing company, depending on the assembly concept, the static calculation and the applicable standards and approvals!

**DETAIL**

**Bv 05**

**Plan content:**  
 Connection balcony - standard storey on balcony door

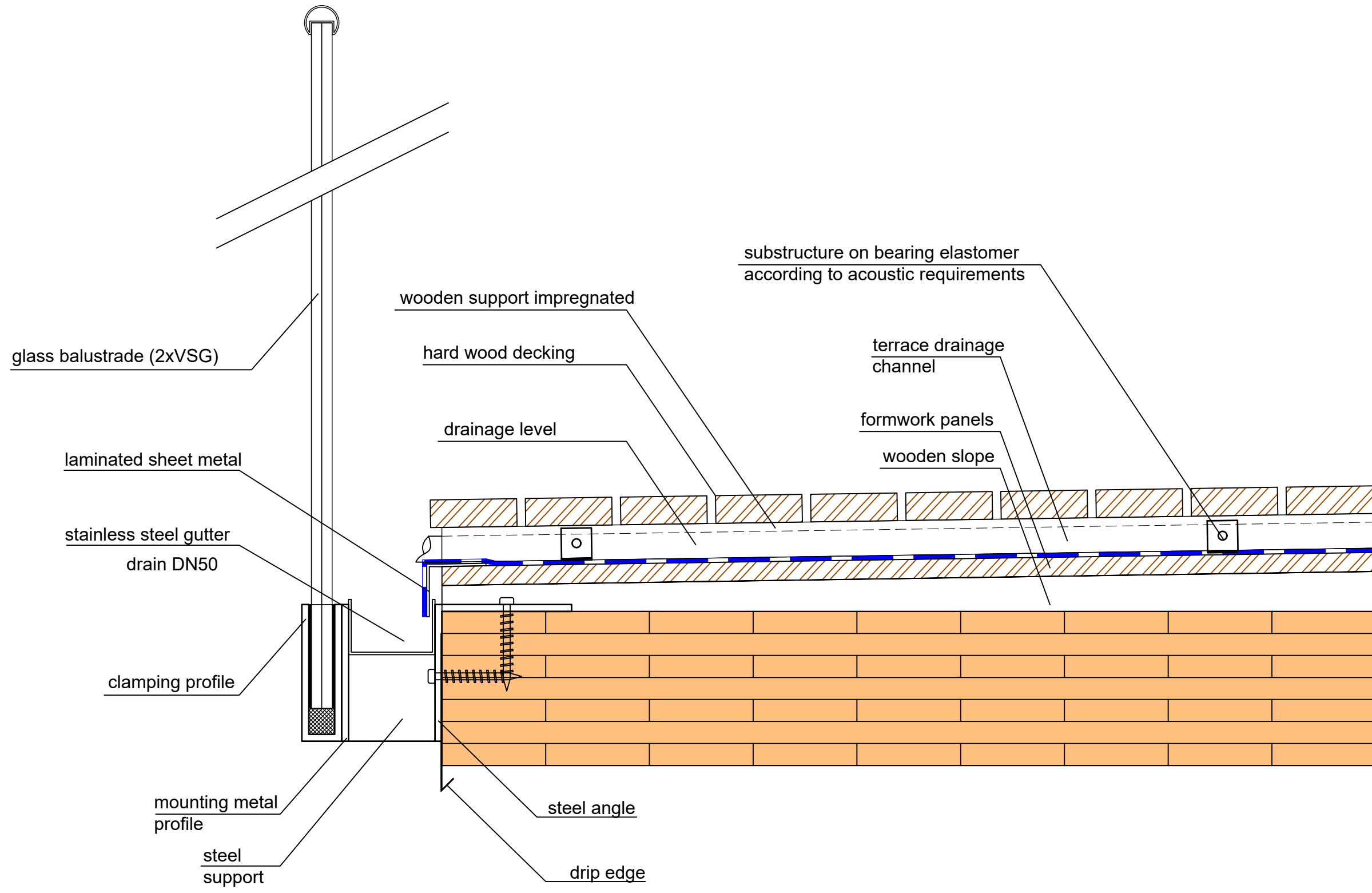
Version number: 01/2019	Scale: 1:5	Date: 09.2019	Size: A3
----------------------------	---------------	------------------	-------------



Project:  
**CAD-Details**

KLH Massivholz GmbH  
 Gewerbestraße 4  
 A - 8842 Teufenbach-Katsch  
 office@klh.at





**Legend:**

Plan coding:	Component:
Abbrev.:	EW exterior wall
IW interior wall	WTW Double partition wall
FL Floor level	FR Flat roof
PR Pitched roof	

**Note:**  
 The processing and manufacturing instructions must be observed! Sealing compounds must be selected in accordance with the requirements and checked for compatibility with each other and with the components concerned (warranty). Anchor spacings must be observed in accordance with the certification. The dimensioning of the profiles, fastenings, anchors, dowels and glazing must be determined independently by the executing company, depending on the assembly concept, the static calculation and the applicable standards and approvals!

**DETAIL**

**Bv 06**

Plan content:  
 Balcony eaves

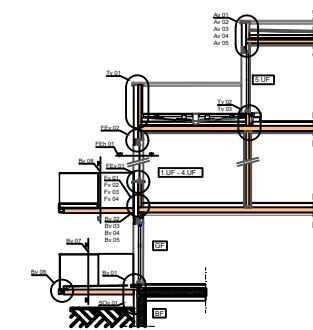
Version number:  
 01/2019

Scale:  
 1:5

Date:  
 09.2019

Size:  
 A3

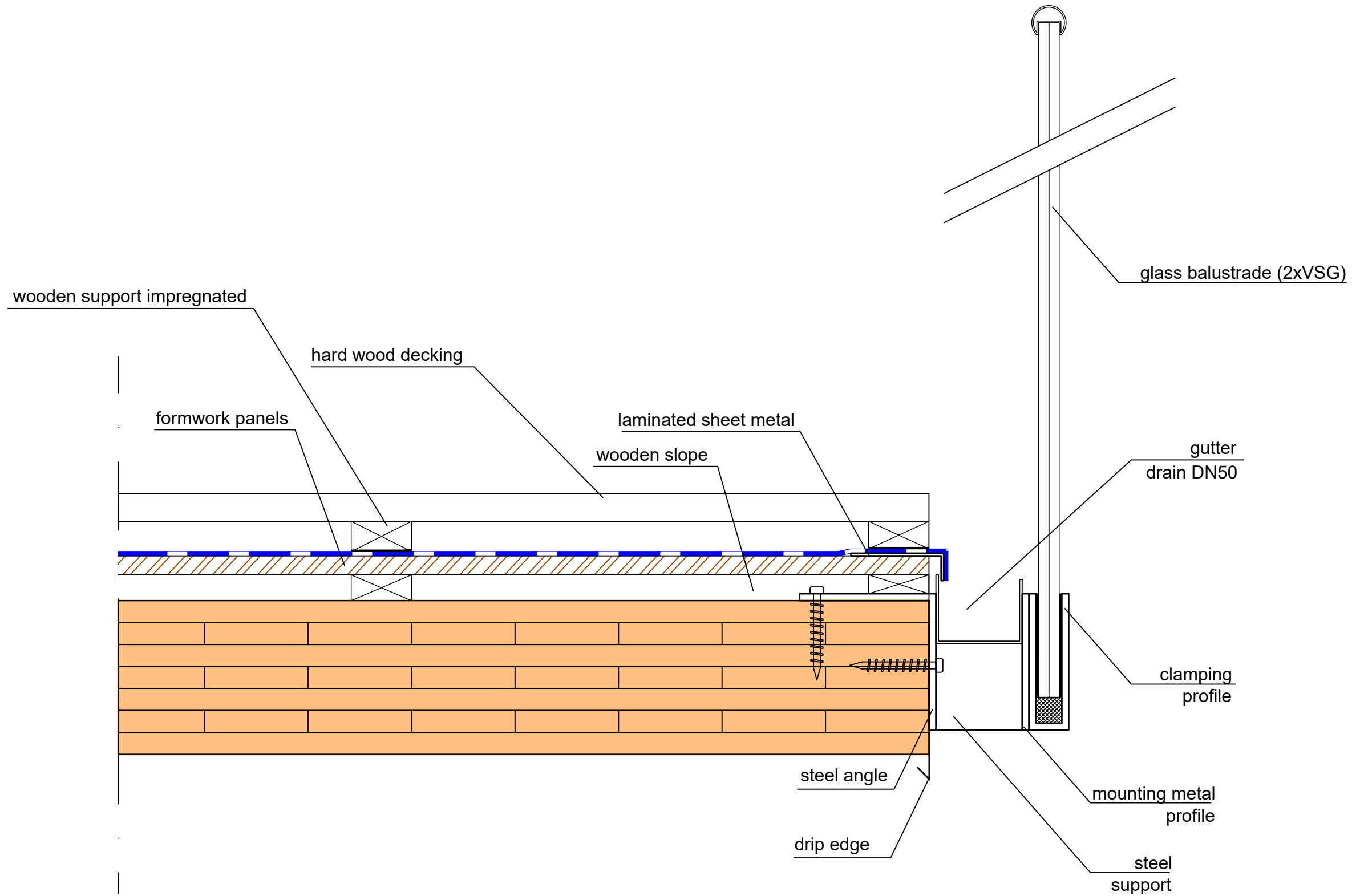
General Terms of Use: <https://www.klh.at/wp-content/uploads/2020/07/webpage-allgemeine-nutzungsbedingungen-en.pdf>



Project:  
**CAD-Details**

KLH Massivholz GmbH  
 Gewerbestraße 4  
 A - 8842 Teufenbach-Katsch  
 office@klh.at





**Legend:**

Plan coding:	Component:
Abbrev.:	exterior wall
EW	interior wall
IW	Double partition wall
WTW	Floor level
FL	Flat roof
FR	Pitched roof
PR	

**Note:**

The processing and manufacturing instructions must be observed! Sealing compounds must be selected in accordance with the requirements and checked for compatibility with each other and with the components concerned (warranty). Anchor spacings must be observed in accordance with the certification. The dimensioning of the profiles, fastenings, anchors, dowels and glazing must be determined independently by the executing company, depending on the assembly concept, the static calculation and the applicable standards and approvals!

**DETAIL**

**Bv 07**

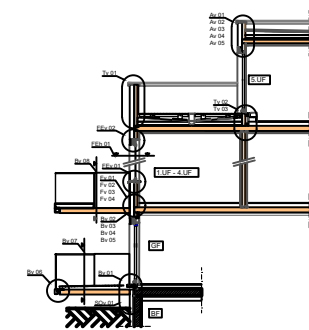
Plan content:  
Balcony verge

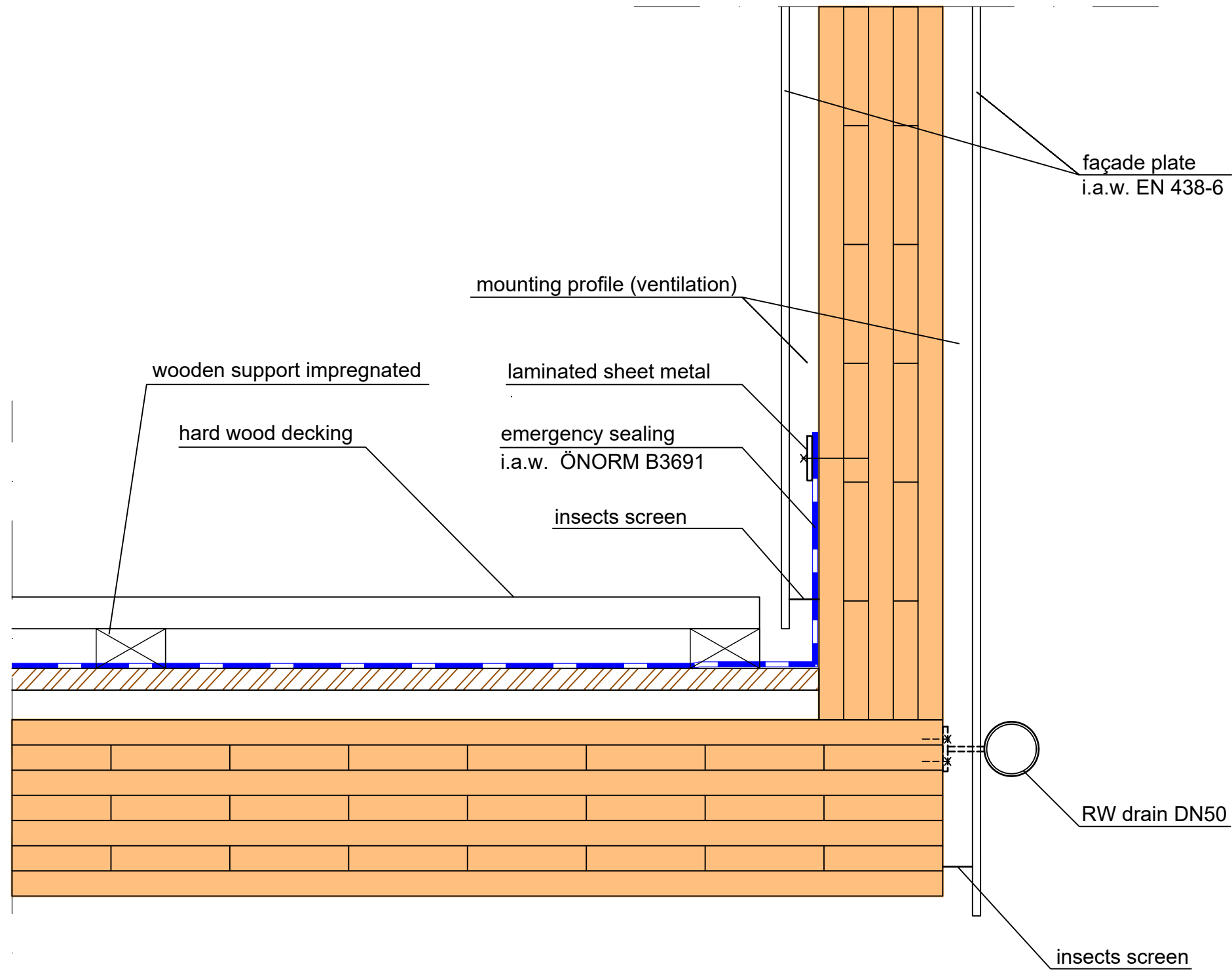
Version number:  
01/2019

Scale:  
1:5

Date:  
09.2019

Size:  
A3





**Legend:**

Plan coding:	Component:
Abbrev.:	exterior wall
EW	interior wall
IW	Double partition wall
WTW	Floor level
FL	Flat roof
FR	Pitched roof
PR	

**Note:**

The processing and manufacturing instructions must be observed! Sealing compounds must be selected in accordance with the requirements and checked for compatibility with each other and with the components concerned (warranty). Anchor spacings must be observed in accordance with the certification. The dimensioning of the profiles, fastenings, anchors, dowels and glazing must be determined independently by the executing company, depending on the assembly concept, the static calculation and the applicable standards and approvals!

**DETAIL**

**Bv 08**

Plan content:  
Balcony sides

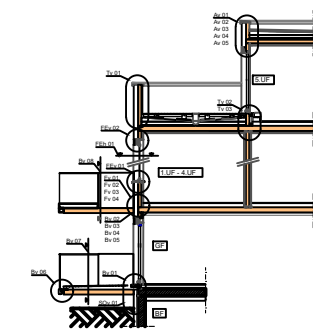
Version number:  
01/2019

Scale:  
1:5

Date:  
09.2019

Size:  
A3

General Terms of Use: <https://www.klh.at/wp-content/uploads/2020/07/webpage-allgemeine-nutzungsbedingungen-en.pdf>



Project:  
**CAD-Details**

KLH Massivholz GmbH  
Gewerbestraße 4  
A - 8842 Teufenbach-Katsch  
office@klh.at





sheet covering

insects screen

façade plate i.a.w. EN 438-6

mounting profile (ventilation)

emergency sealing i.a.w. ÖNORM B3691

insects screen

substructure on bearing elastomer according to acoustic requirements

wood or aluminium substructure

terrace decking

concrete slab on drainage element

≥ 3°

vapour barrier

fastenings

i.a.w. ÖNORM B 1995-1-1, appendix K

elast. hanger

EW1

air-tight tape

connecting profile  
i.a.w. ETICS guidelines

**Legend:**

Plan coding:	Component:
Abbrev.:	EW exterior wall
IW interior wall	WTW Double partition wall
FL Floor level	FR Flat roof
PR Pitched roof	

**Note:**

The processing and manufacturing instructions must be observed! Sealing compounds must be selected in accordance with the requirements and checked for compatibility with each other and with the components concerned (warranty). Anchor spacings must be observed in accordance with the certification. The dimensioning of the profiles, fastenings, anchors, dowels and glazing must be determined independently by the executing company, depending on the assembly concept, the static calculation and the applicable standards and approvals!

**DETAIL**

**Tv 01**

Plan content:  
Terrace parapet

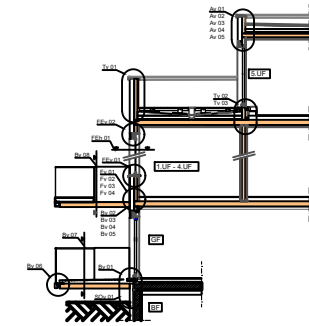
Version number:  
01/2019

Scale:  
1:5

Date:  
09.2019

Size:  
A3

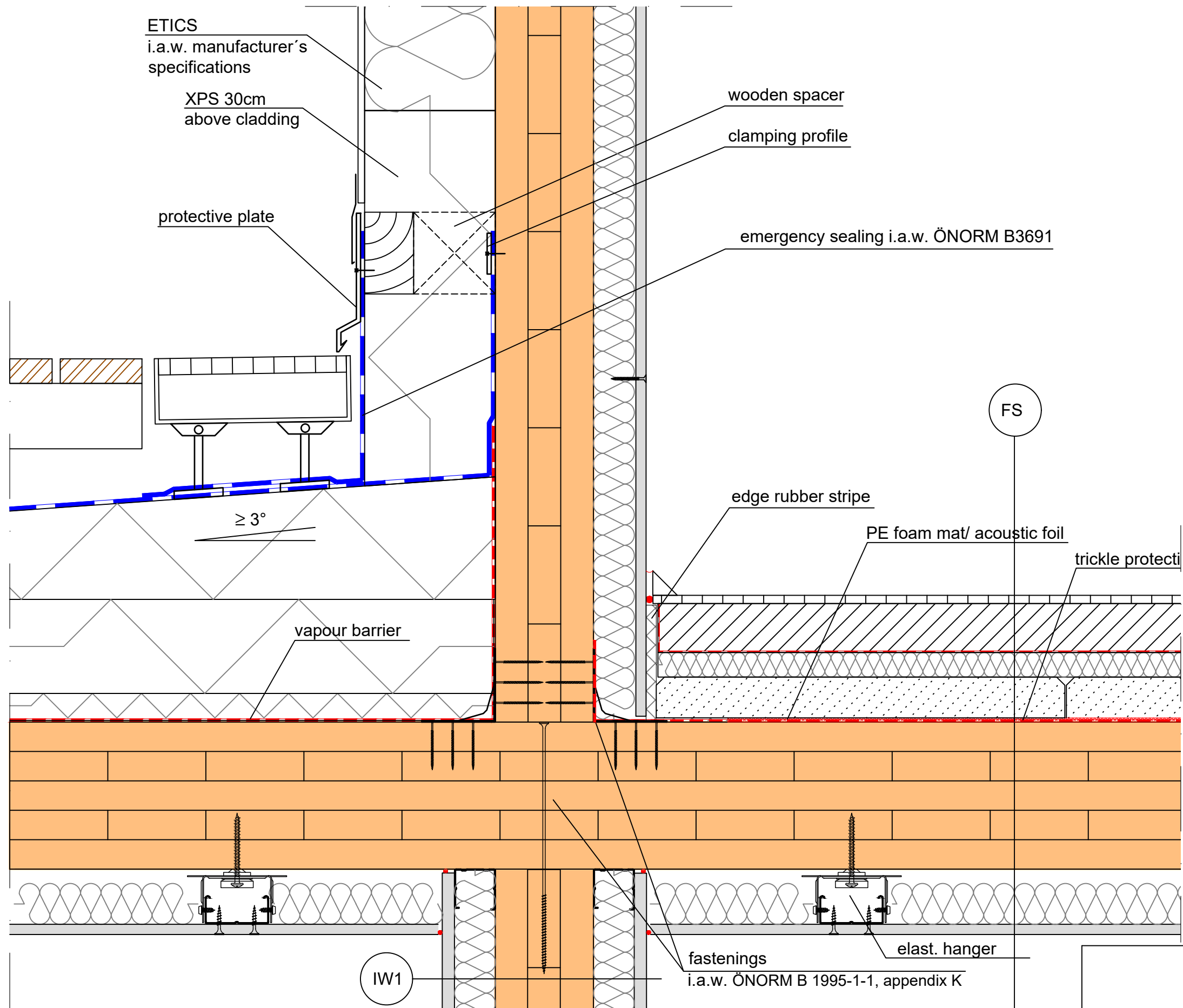
General Terms of Use: <https://www.klh.at/wp-content/uploads/2020/07/webpage-allgemeine-nutzungsbedingungen-en.pdf>



Project:  
**CAD-Details**

KLH Massivholz GmbH  
Gewerbstraße 4  
A - 8842 Teufenbach-Katsch  
office@klh.at





**Legend:**

Plan coding:	Component:
Abbrev.:	exterior wall
EW	interior wall
IW	Double partition wall
WTW	Floor level
FL	Flat roof
FR	Pitched roof
PR	

**Note:**

The processing and manufacturing instructions must be observed! Sealing compounds must be selected in accordance with the requirements and checked for compatibility with each other and with the components concerned (warranty). Anchor spacings must be observed in accordance with the certification. The dimensioning of the profiles, fastenings, anchors, dowels and glazing must be determined independently by the executing company, depending on the assembly concept, the static calculation and the applicable standards and approvals!

**DETAIL**

**Tv 02**

Plan content:  
Connection terrace - wall

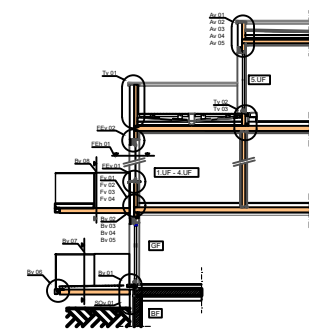
Version number:  
01/2019

Scale:  
1:5

Date:  
09.2019

Size:  
A3

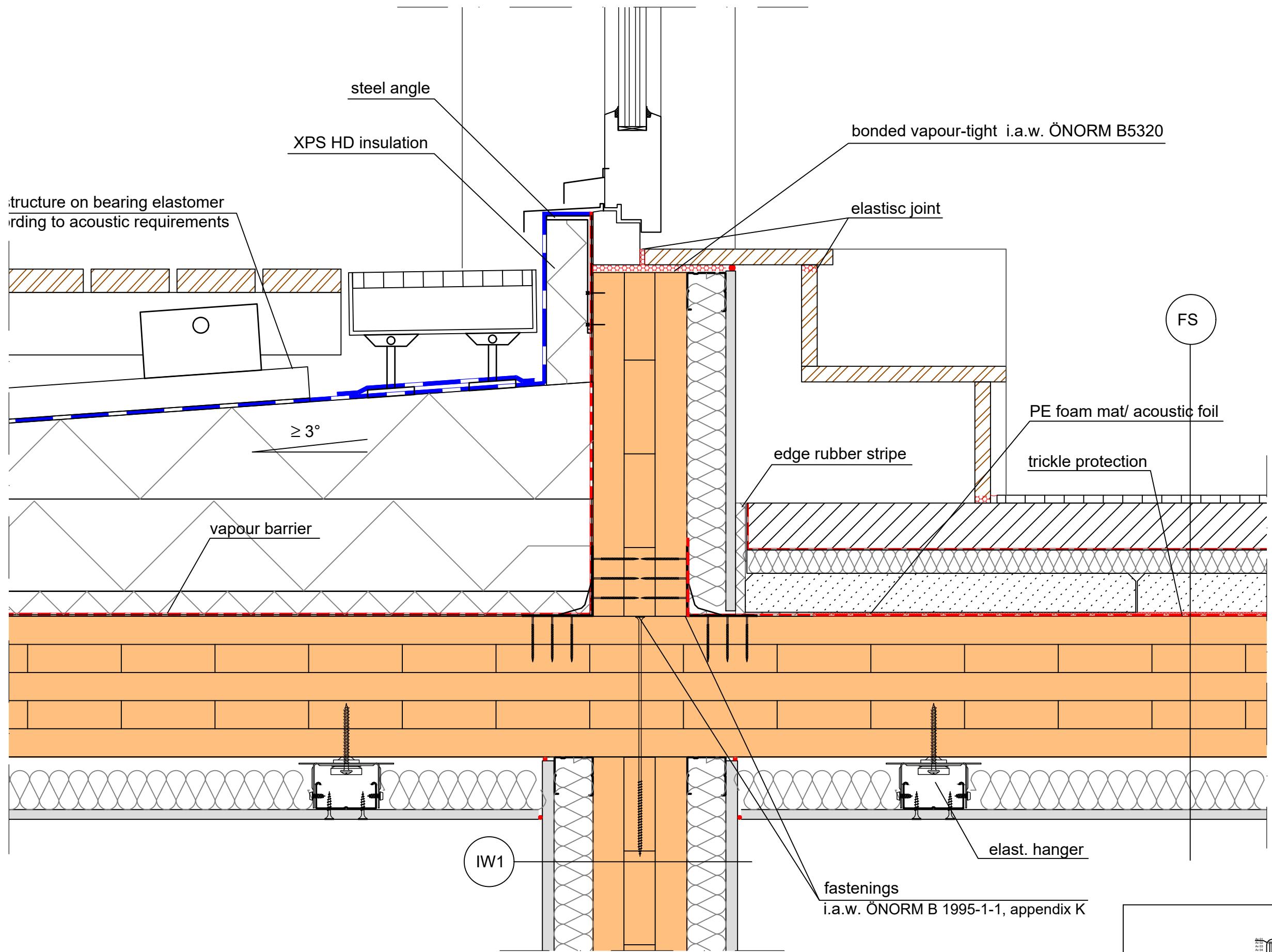
General Terms of Use: <https://www.klh.at/wp-content/uploads/2020/07/webpage-allgemeine-nutzungsbedingungen-en.pdf>



Project:  
**CAD-Details**

KLH Massivholz GmbH  
Gewerbestraße 4  
A - 8842 Teufenbach-Katsch  
office@klh.at





**Legend:**

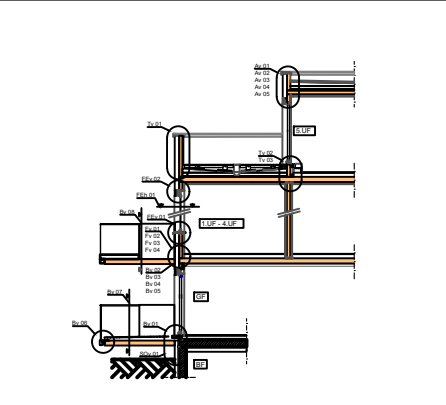
Plan coding:	Component:
Abbrev.:	EW exterior wall
IW	IW interior wall
WTW	WTW Double partition wall
FL	FL Floor level
FR	FR Flat roof
PR	PR Pitched roof

**Note:**  
 The processing and manufacturing instructions must be observed! Sealing compounds must be selected in accordance with the requirements and checked for compatibility with each other and with the components concerned (warranty). Anchor spacings must be observed in accordance with the certification. The dimensioning of the profiles, fastenings, anchors, dowels and glazing must be determined independently by the executing company, depending on the assembly concept, the static calculation and the applicable standards and approvals!

**DETAIL** **Tv 03**

**Plan content:**  
 Connection terrace - balcony's door

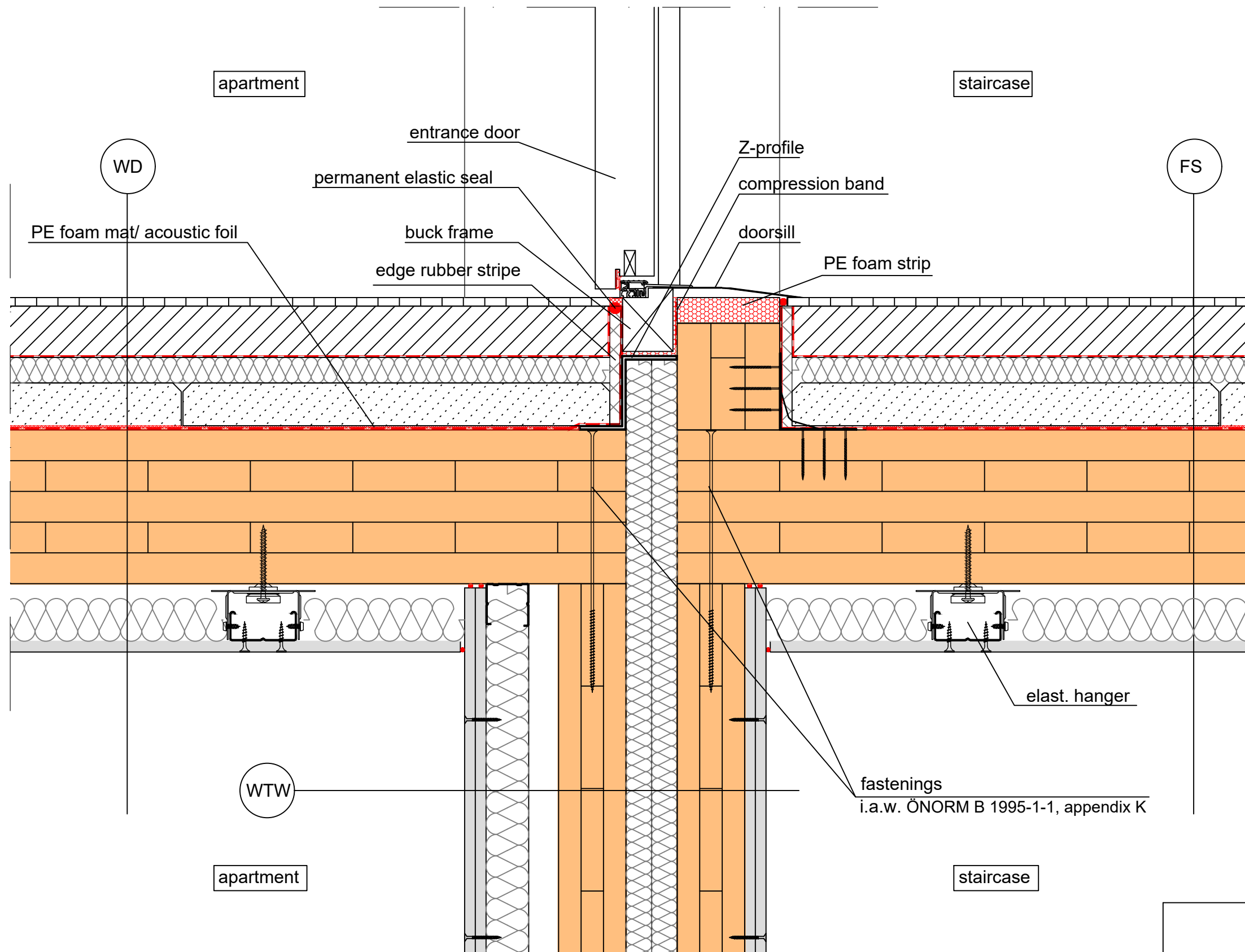
Version number: 01/2019	Scale: 1:5	Date: 09.2019	Size: A3
----------------------------	---------------	------------------	-------------



Project:  
**CAD-Details**

KLH Massivholz GmbH  
 Gewerbestraße 4  
 A - 8842 Teufenbach-Katsch  
 office@klh.at





**Legend:**

Plan coding: Abbrev.:	Component:
EW	exterior wall
IW	interior wall
WTW	Double partition wall
FL	Floor level
FR	Flat roof
PR	Pitched roof

**Note:**

The processing and manufacturing instructions must be observed! Sealing compounds must be selected in accordance with the requirements and checked for compatibility with each other and with the components concerned (warranty). Anchor spacings must be observed in accordance with the certification. The dimensioning of the profiles, fastenings, anchors, dowels and glazing must be determined independently by the executing company, depending on the assembly concept, the static calculation and the applicable standards and approvals!

**DETAIL**

**STv 01**

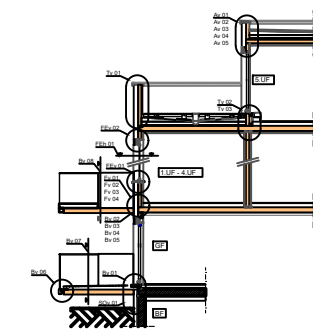
Plan content:  
STC (CLT with gypsum plasterboard) connection floor - door

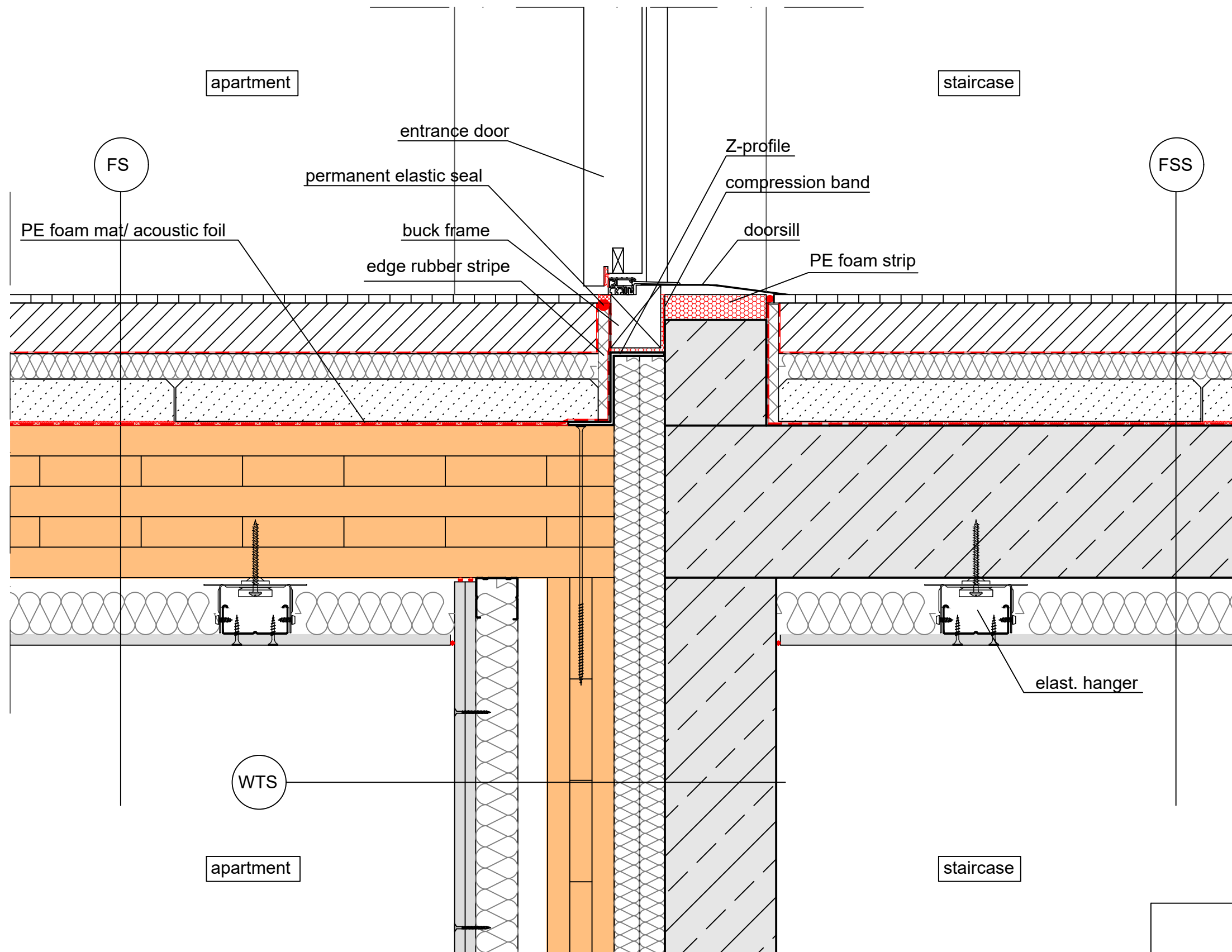
Version number:  
01/2019

Scale:  
1:5

Date:  
09.2019

Size:  
A3





**Legend:**

Plan coding:	Component:
Abbrev.:	exterior wall
EW	interior wall
IW	Double partition wall
WTW	Floor level
FL	Flat roof
FR	Pitched roof
PR	

**Note:**

The processing and manufacturing instructions must be observed! Sealing compounds must be selected in accordance with the requirements and checked for compatibility with each other and with the components concerned (warranty). Anchor spacings must be observed in accordance with the certification. The dimensioning of the profiles, fastenings, anchors, dowels and glazing must be determined independently by the executing company, depending on the assembly concept, the static calculation and the applicable standards and approvals!

**DETAIL**

**STv 02**

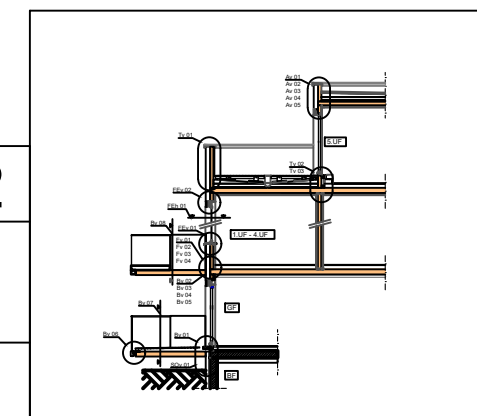
Plan content:  
STC (RC) connection floor - door

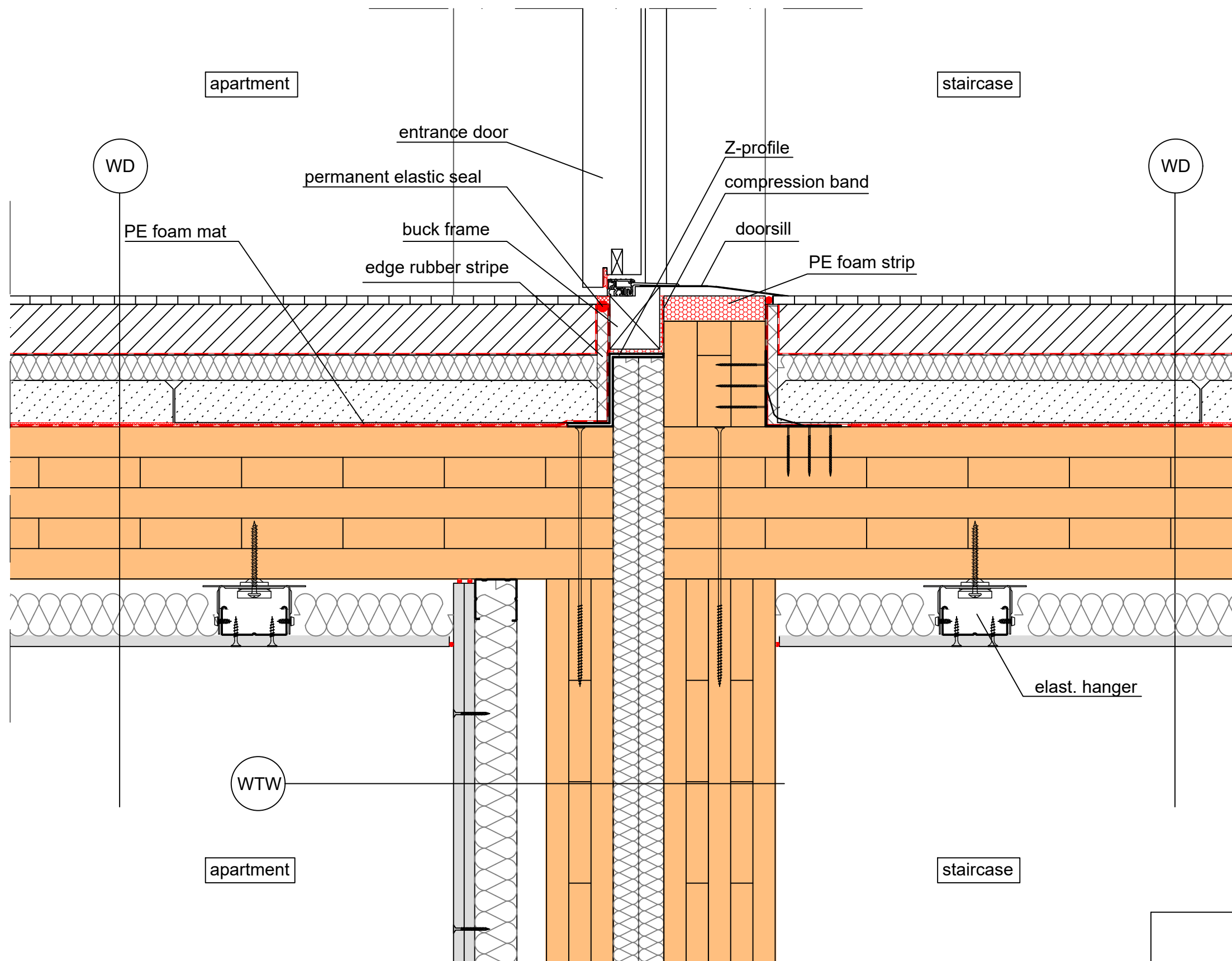
Version number:  
01/2019

Scale:  
1:5

Date:  
09.2019

Size:  
A3





**Legend:**

Plan coding:	Component:
Abbrev.:	exterior wall
EW	interior wall
IW	Double partition wall
WTW	Floor level
FL	Flat roof
FR	Pitched roof
PR	

**Note:**

The processing and manufacturing instructions must be observed! Sealing compounds must be selected in accordance with the requirements and checked for compatibility with each other and with the components concerned (warranty). Anchor spacings must be observed in accordance with the certification. The dimensioning of the profiles, fastenings, anchors, dowels and glazing must be determined independently by the executing company, depending on the assembly concept, the static calculation and the applicable standards and approvals!

**DETAIL**

**STv 03**

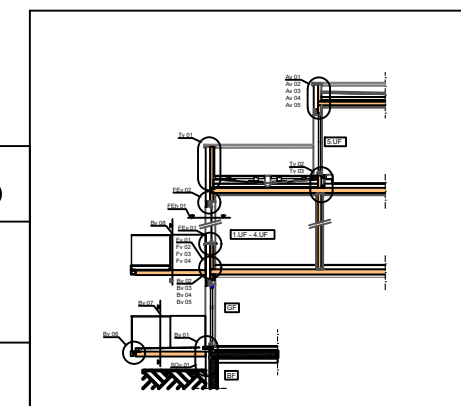
Plan content:  
STC (visual quality CLT) connection floor - door

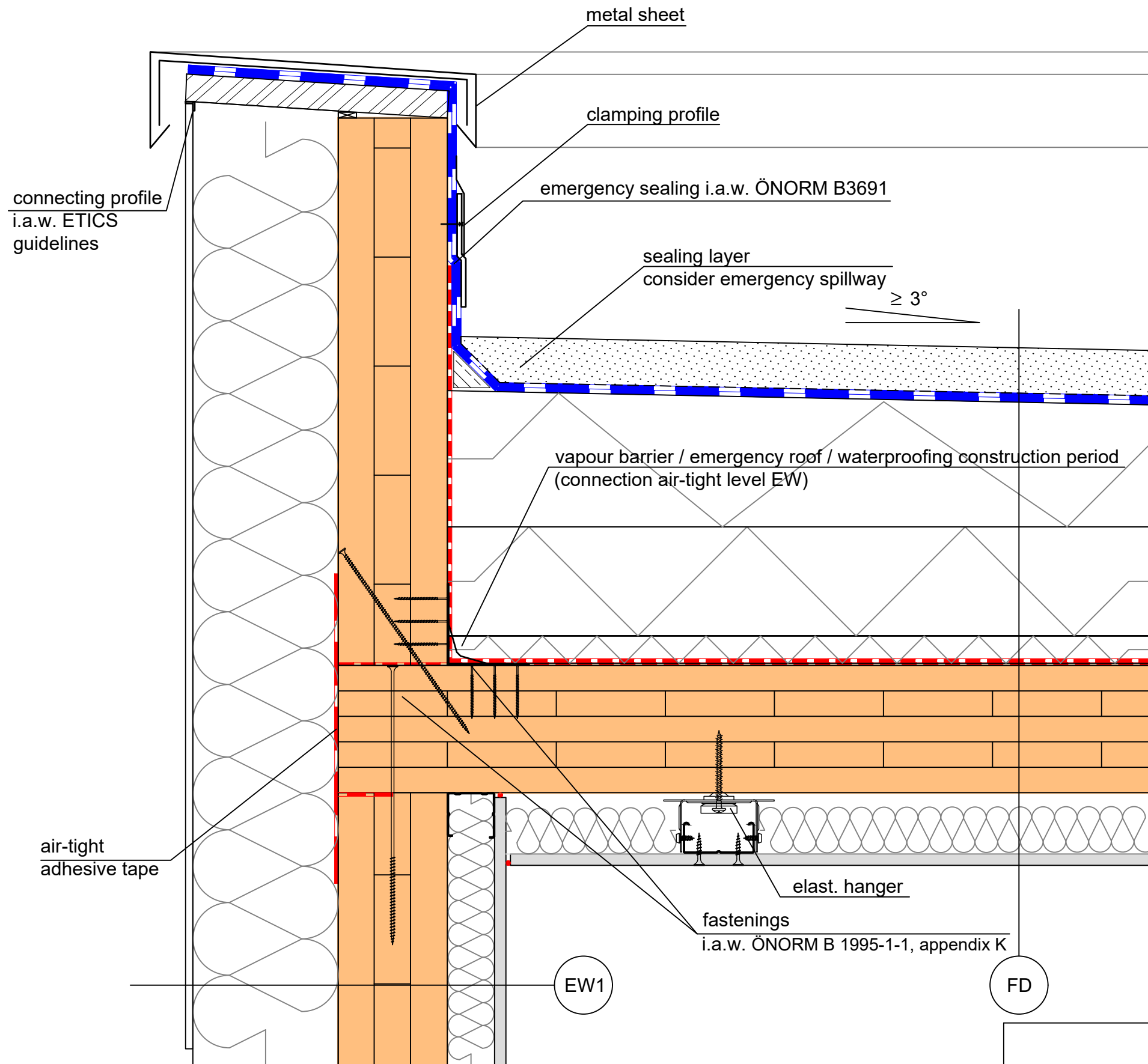
Version number:  
01/2019

Scale:  
1:5

Date:  
09.2019

Size:  
A3





**Legend:**

Plan coding: Abbrev.:	Component:
EW	exterior wall
IW	interior wall
WTW	Double partition wall
FL	Floor level
FR	Flat roof
PR	Pitched roof

**Note:**

The processing and manufacturing instructions must be observed! Sealing compounds must be selected in accordance with the requirements and checked for compatibility with each other and with the components concerned (warranty). Anchor spacings must be observed in accordance with the certification. The dimensioning of the profiles, fastenings, anchors, dowels and glazing must be determined independently by the executing company, depending on the assembly concept, the static calculation and the applicable standards and approvals!

**DETAIL**

**Av 01**

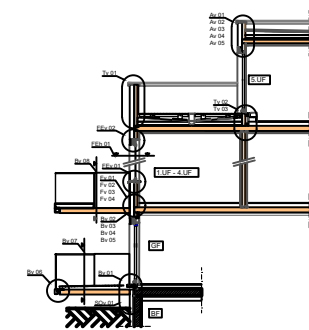
Plan content:  
Attic connection wall

Version number:  
01/2019

Scale:  
1:5

Date:  
09.2019

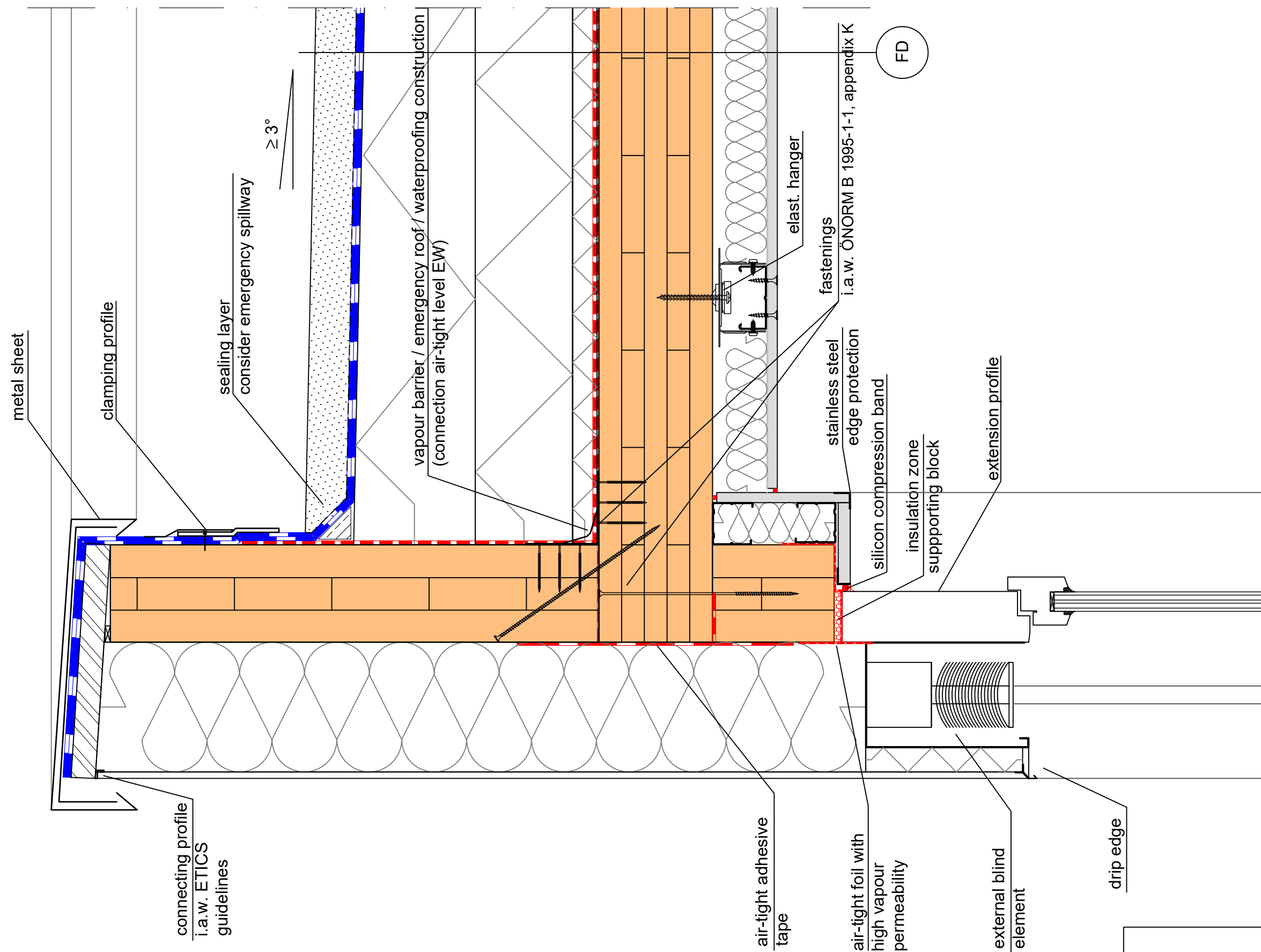
Size:  
A3



Project:  
**CAD-Details**

KLH Massivholz GmbH  
Gewerbestraße 4  
A - 8842 Teufenbach-Katsch  
office@klh.at





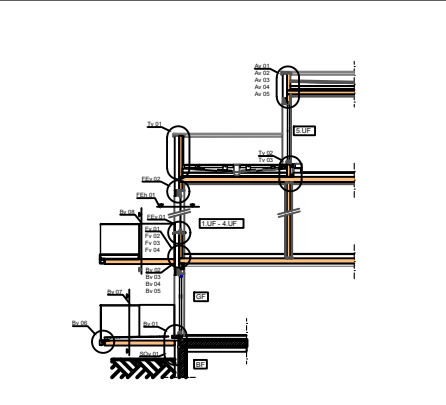
**Legend:**  
 Plan coding:  
 Abbrev.:  
 EW exterior wall  
 IW interior wall  
 WTW Double partition wall  
 FL Floor level  
 FR Flat roof  
 PR Pitched roof

**Note:**  
 The processing and manufacturing instructions must be observed! Sealing compounds must be selected in accordance with the requirements and checked for compatibility with each other and with the components concerned (warranty). Anchor spacings must be observed in accordance with the certification. The dimensioning of the profiles, fastenings, anchors, dowels and glazing must be determined independently by the executing company, depending on the assembly concept, the static calculation and the applicable standards and approvals!

**DETAIL**  
**Plan content:**  
 Attic connection window

**Av 02**

Version number: 01/2019  
 Scale: 1:5  
 Date: 09.2019  
 Size: A3

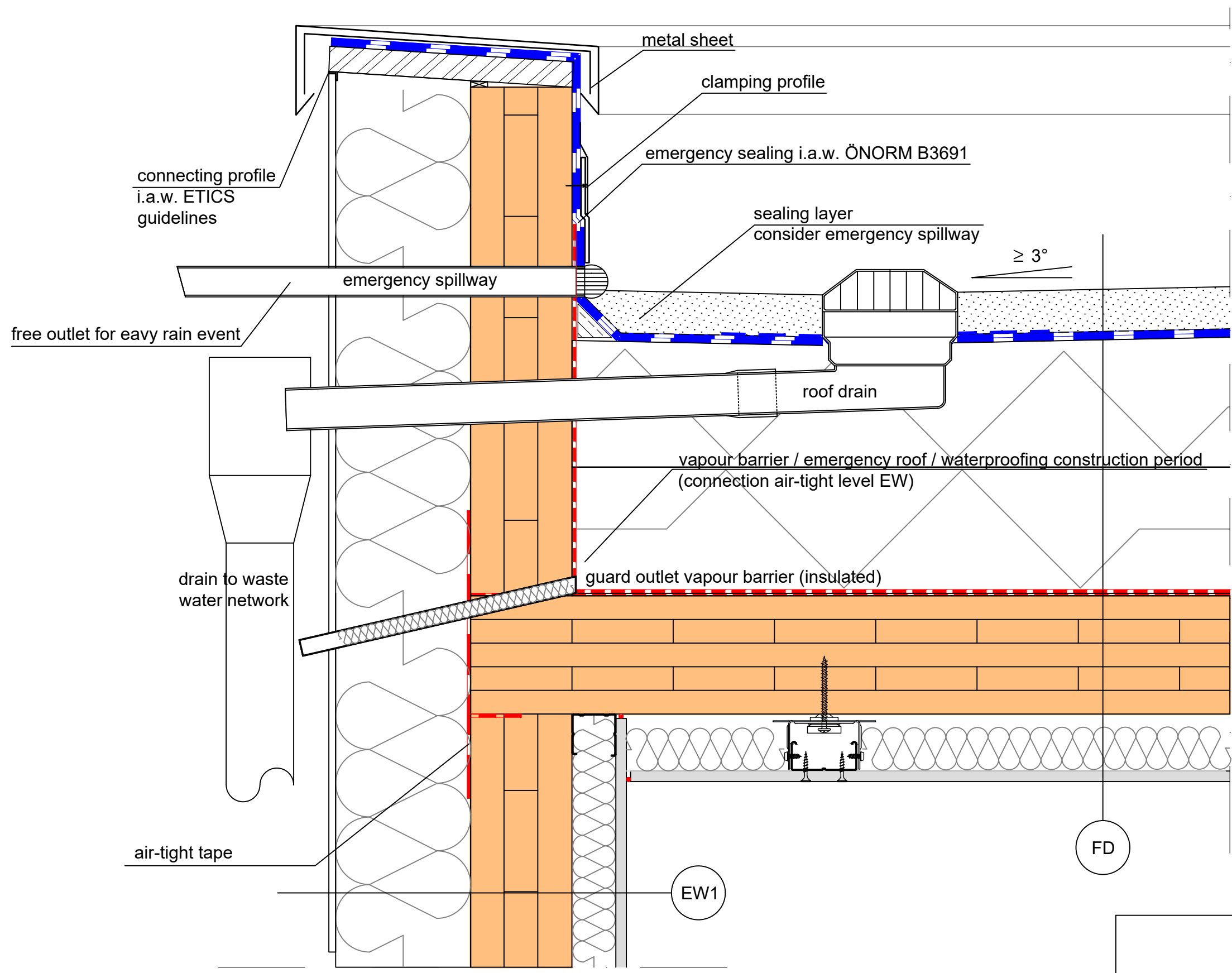


**Project:**  
**CAD-Details**

KLH Massivholz GmbH  
 Gewerbestraße 4  
 A - 8842 Teufenbach-Katsch  
 office@klh.at







**Legend:**

Plan coding:	Component:
Abbrev.:	EW exterior wall
EW	IW interior wall
IW	WTW Double partition wall
WTW	FL Floor level
FL	FR Flat roof
FR	PR Pitched roof
PR	

**Note:**

The processing and manufacturing instructions must be observed! Sealing compounds must be selected in accordance with the requirements and checked for compatibility with each other and with the components concerned (warranty). Anchor spacings must be observed in accordance with the certification. The dimensioning of the profiles, fastenings, anchors, dowels and glazing must be determined independently by the executing company, depending on the assembly concept, the static calculation and the applicable standards and approvals!

**DETAIL**

**Av 03**

Plan content:  
Attic drainage

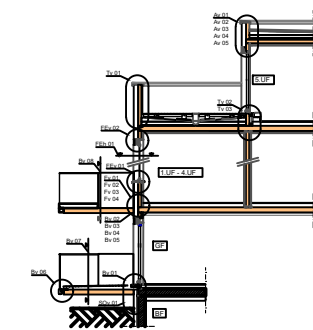
Version number:  
01/2019

Scale:  
1:5

Date:  
09.2019

Size:  
A3

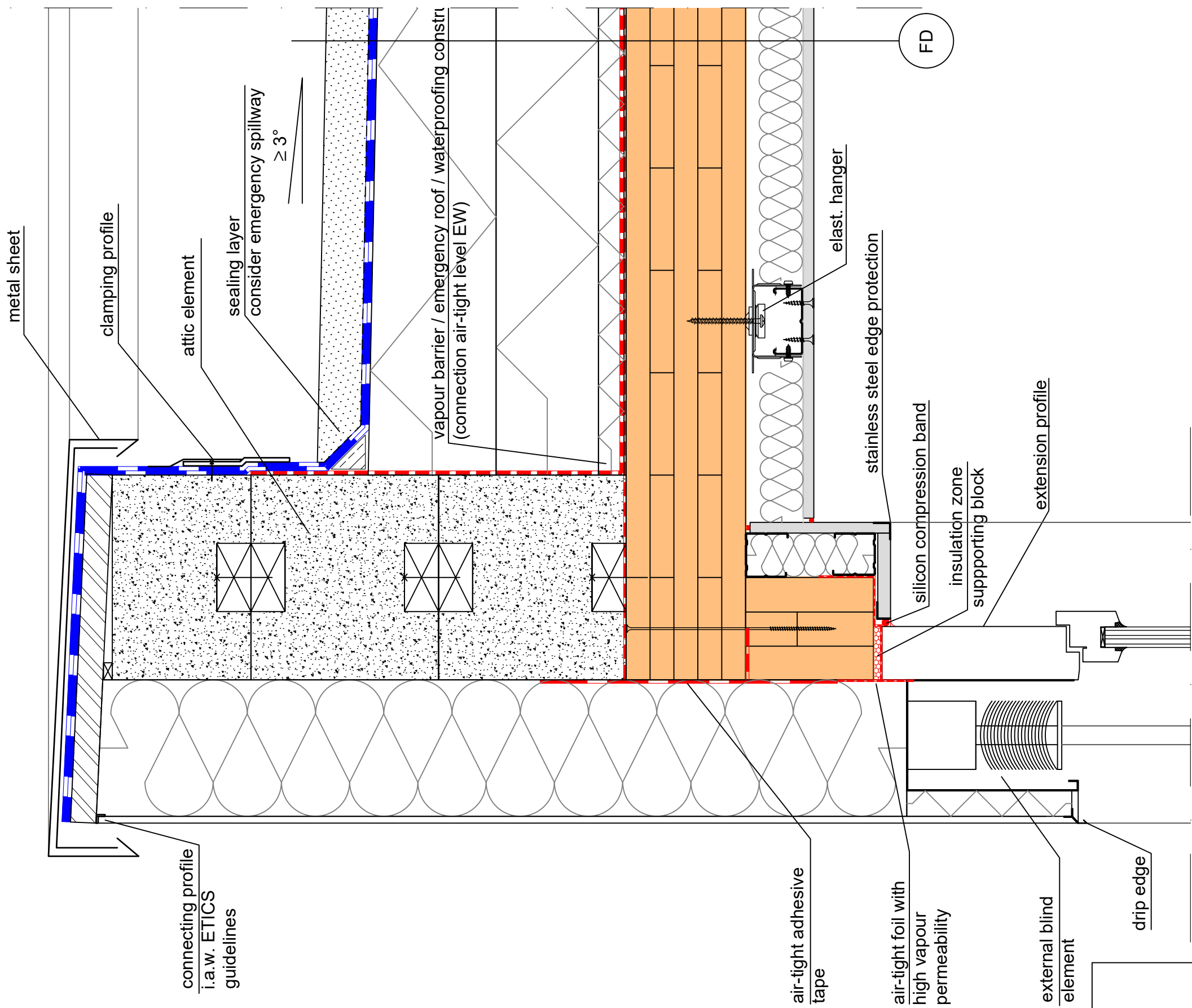
General Terms of Use: <https://www.klh.at/wp-content/uploads/2020/07/webpage-allgemeine-nutzungsbedingungen-en.pdf>



Project:  
**CAD-Details**

KLH Massivholz GmbH  
Gewerbestraße 4  
A - 8842 Teufenbach-Katsch  
office@klh.at





**Legend:**

Plan coding: Abbrev.:	Component:
EW	exterior wall
IW	interior wall
WTW	Double partition wall
FL	Floor level
FR	Flat roof
PR	Pitched roof

**Note:**

The processing and manufacturing instructions must be observed! Sealing compounds must be selected in accordance with the requirements and checked for compatibility with each other and with the components concerned (warranty). Anchor spacings must be observed in accordance with the certification. The dimensioning of the profiles, fastenings, anchors, dowels and glazing must be determined independently by the executing company, depending on the assembly concept, the static calculation and the applicable standards and approvals!

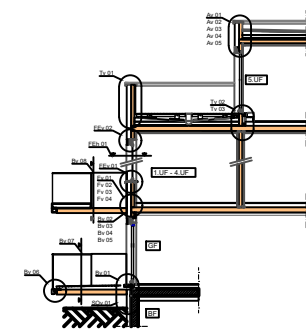
**DETAIL**

**Av 04**

**Plan content:**  
Attic alternative flat roof element - connection window

Version number: 01/2019	Scale: 1:5	Date: 09.2019	Size: A3
----------------------------	---------------	------------------	-------------

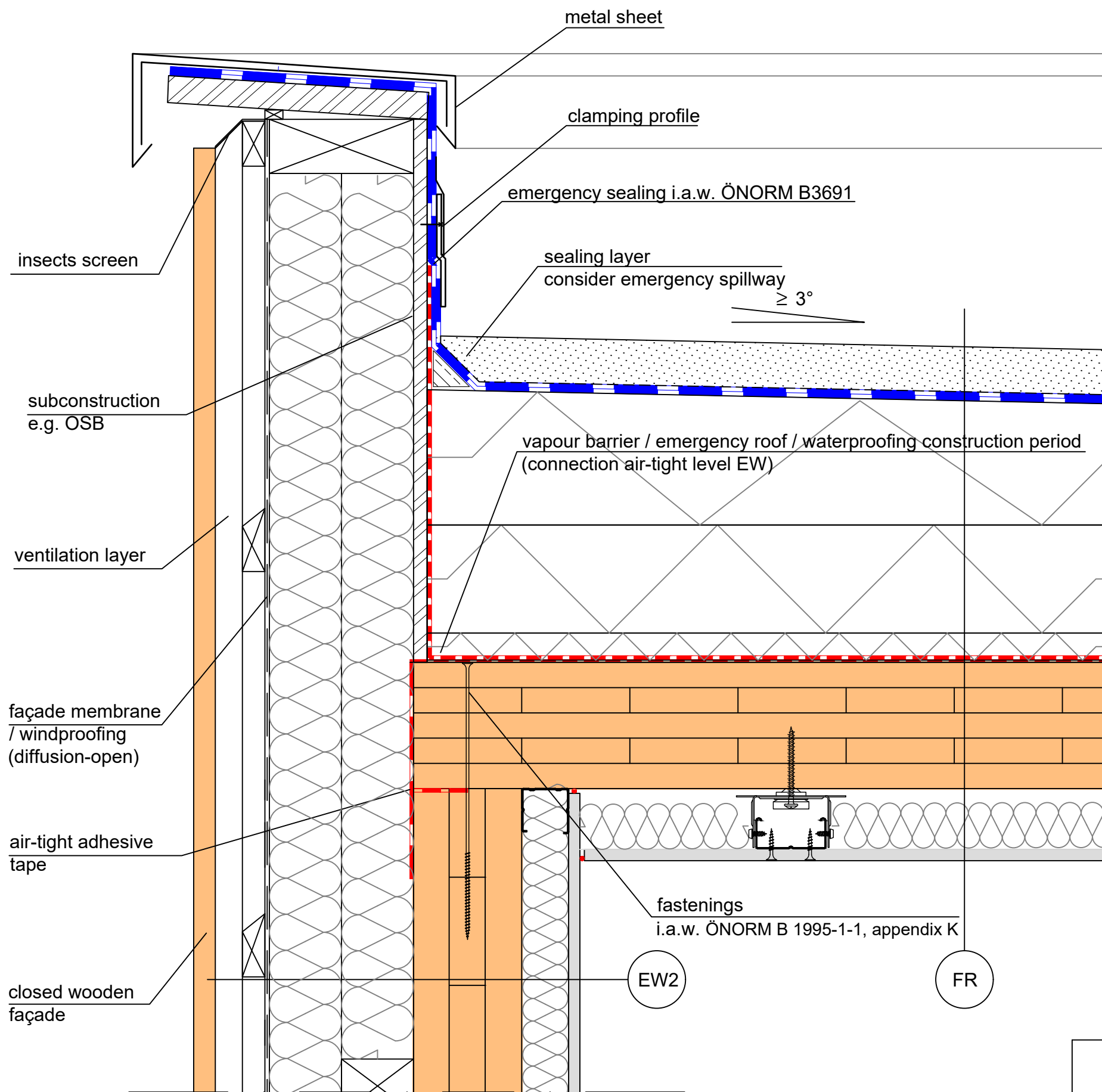
General Terms of Use: <https://www.klh.at/wp-content/uploads/2020/07/webpage-allgemeine-nutzungsbedingungen-en.pdf>



Project:  
**CAD-Details**

KLH Massivholz GmbH  
Gewerbestraße 4  
A - 8842 Teufenbach-Katsch  
office@klh.at





**Legend:**

Plan coding:	Component:
Abbrev.:	EW exterior wall
EW	IW interior wall
IW	WTW Double partition wall
WTW	FL Floor level
FL	FR Flat roof
FR	PR Pitched roof
PR	

**Note:**

The processing and manufacturing instructions must be observed! Sealing compounds must be selected in accordance with the requirements and checked for compatibility with each other and with the components concerned (warranty). Anchor spacings must be observed in accordance with the certification. The dimensioning of the profiles, fastenings, anchors, dowels and glazing must be determined independently by the executing company, depending on the assembly concept, the static calculation and the applicable standards and approvals!

**DETAIL**

**Av 05**

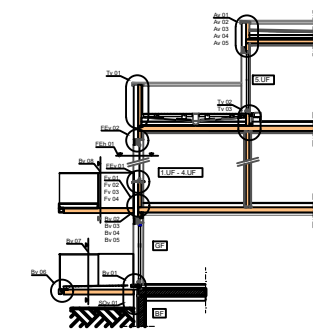
Plan content:  
Attic connection wall, EW ventilated

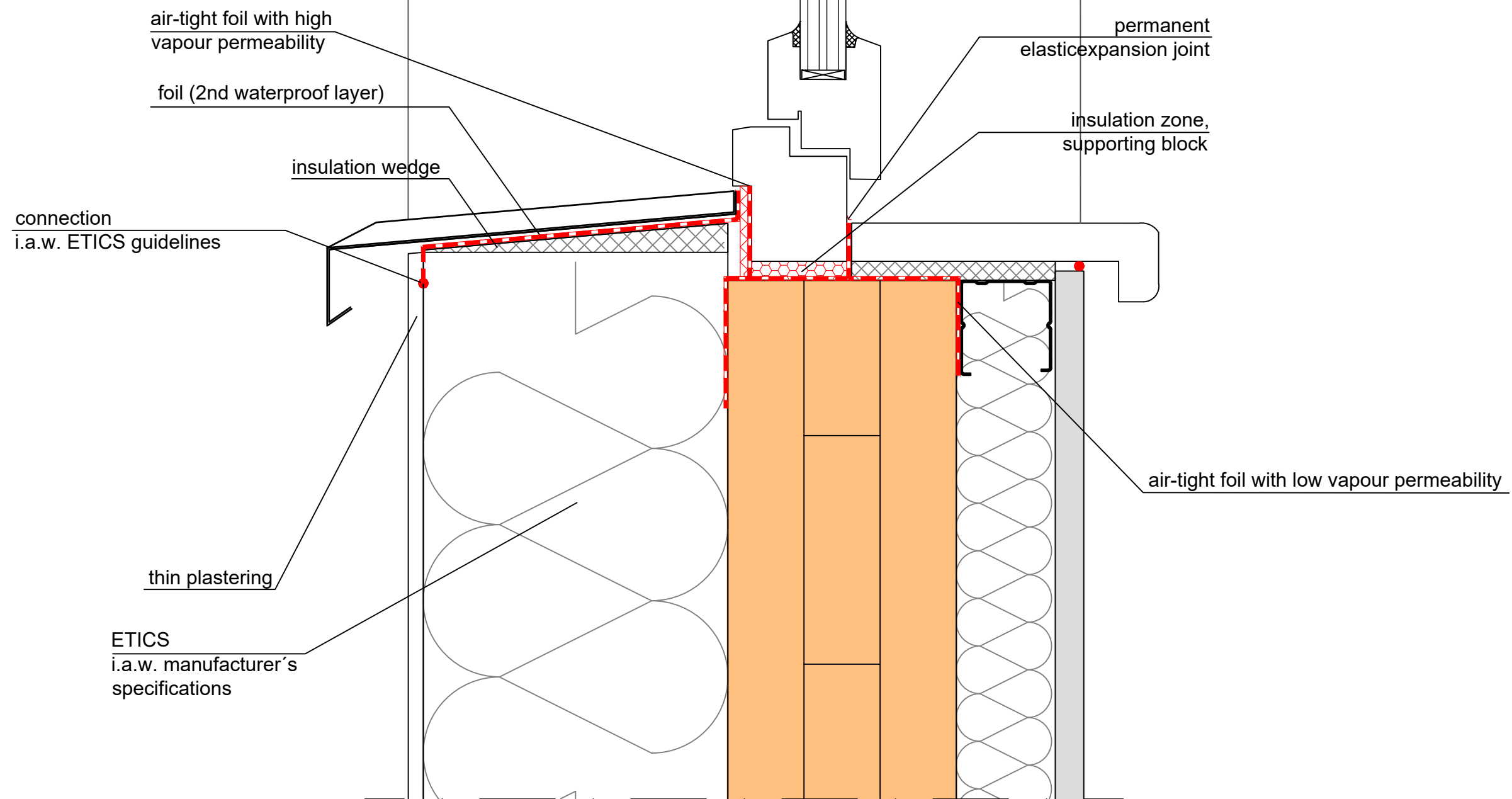
Version number:  
01/2019

Scale:  
1:5

Date:  
09.2019

Size:  
A3





Project:  
**CAD-Details**

KLH Massivholz GmbH  
Gewerbestraße 4  
A - 8842 Teufenbach-Katsch  
office@klh.at

**Legend:**

Plan coding:	Component:
Abbrev.:	exterior wall
EW	interior wall
IW	Double partition wall
WTW	Floor level
FL	Flat roof
FR	Pitched roof
PR	

**Note:**

The processing and manufacturing instructions must be observed! Sealing compounds must be selected in accordance with the requirements and checked for compatibility with each other and with the components concerned (warranty). Anchor spacings must be observed in accordance with the certification. The dimensioning of the profiles, fastenings, anchors, dowels and glazing must be determined independently by the executing company, depending on the assembly concept, the static calculation and the applicable standards and approvals!

**DETAIL**

**FEv 01**

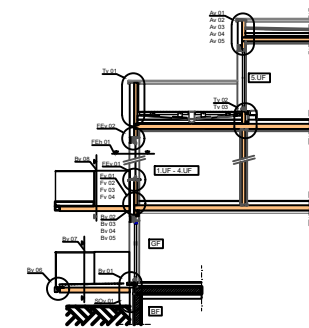
Plan content:  
Window's bottom connection

Version number:  
01/2019

Scale:  
1:2,5

Date:  
09.2019

Size:  
A3



air-tight foil with high vapour permeability

external blind element

drip edge

air-tight foil with low vapour permeability

stainless steel edge protection

silicon compression band

insulation zone, supporting block

extension profile

## DETAIL

FEv 02

Plan content:  
Window's top connection

Version number:  
01/2019

Scale:  
1:2,5

Date:  
09.2019

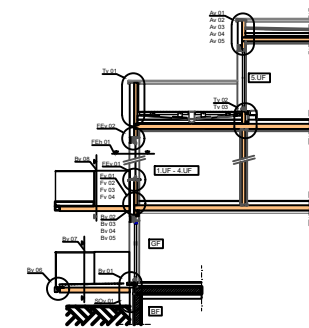
Size:  
A3

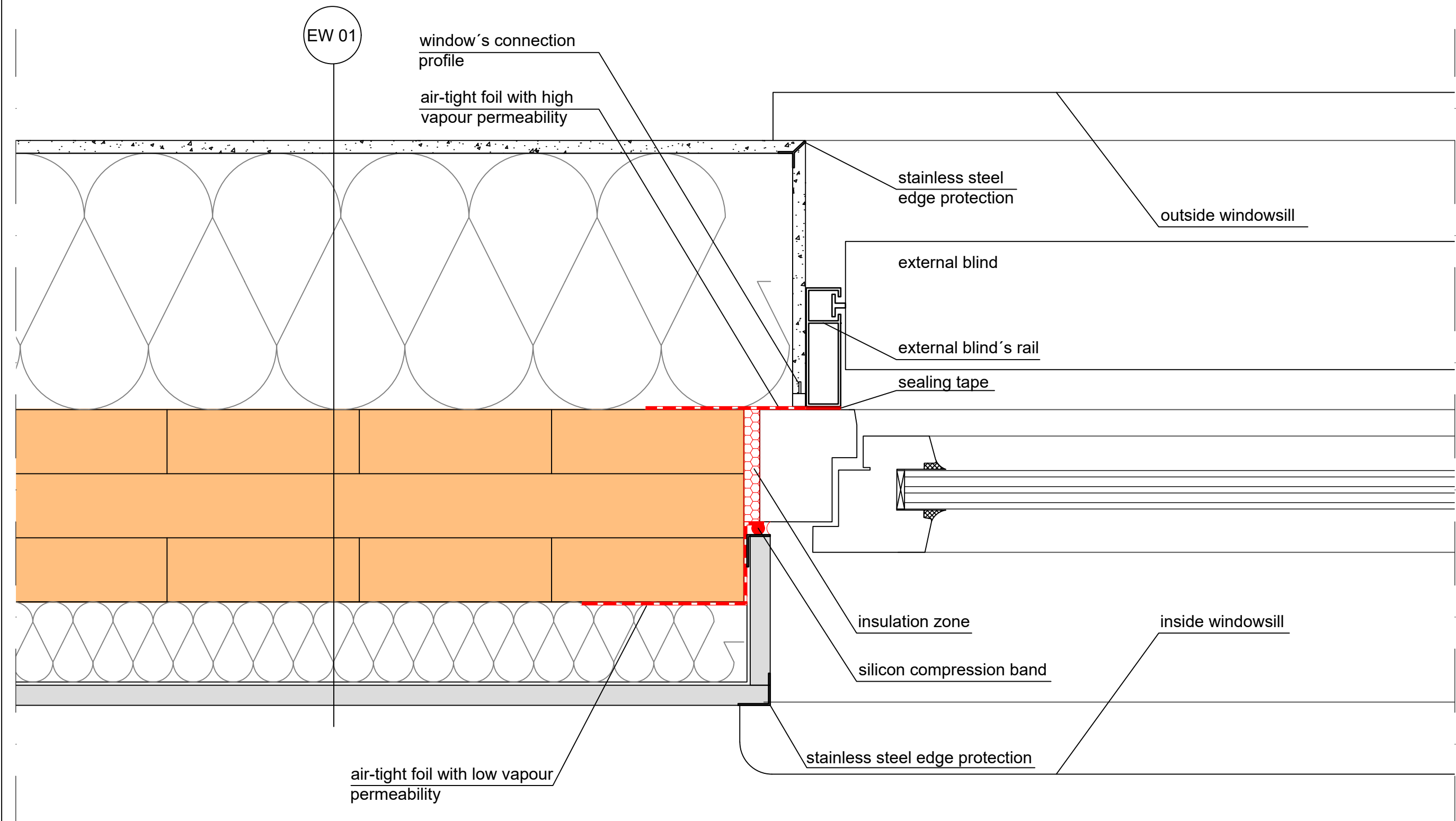
### Legend:

Plan coding:	Component:
Abbrev.:	exterior wall
EW	interior wall
IW	Double partition wall
WTW	Floor level
FL	Flat roof
FR	Pitched roof
PR	

### Note:

The processing and manufacturing instructions must be observed! Sealing compounds must be selected in accordance with the requirements and checked for compatibility with each other and with the components concerned (warranty). Anchor spacings must be observed in accordance with the certification. The dimensioning of the profiles, fastenings, anchors, dowels and glazing must be determined independently by the executing company, depending on the assembly concept, the static calculation and the applicable standards and approvals!





**Legend:**

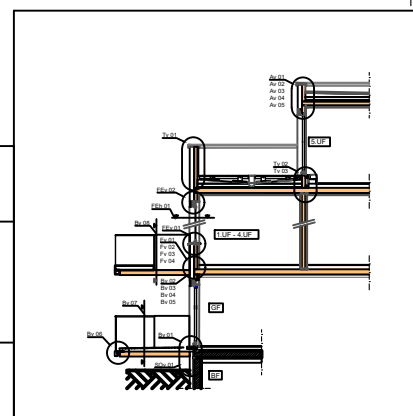
Plan coding:	Component:
Abbrev.:	EW exterior wall
EW	IW interior wall
IW	WTW Double partition wall
WTW	FL Floor level
FL	FR Flat roof
FR	PR Pitched roof
PR	

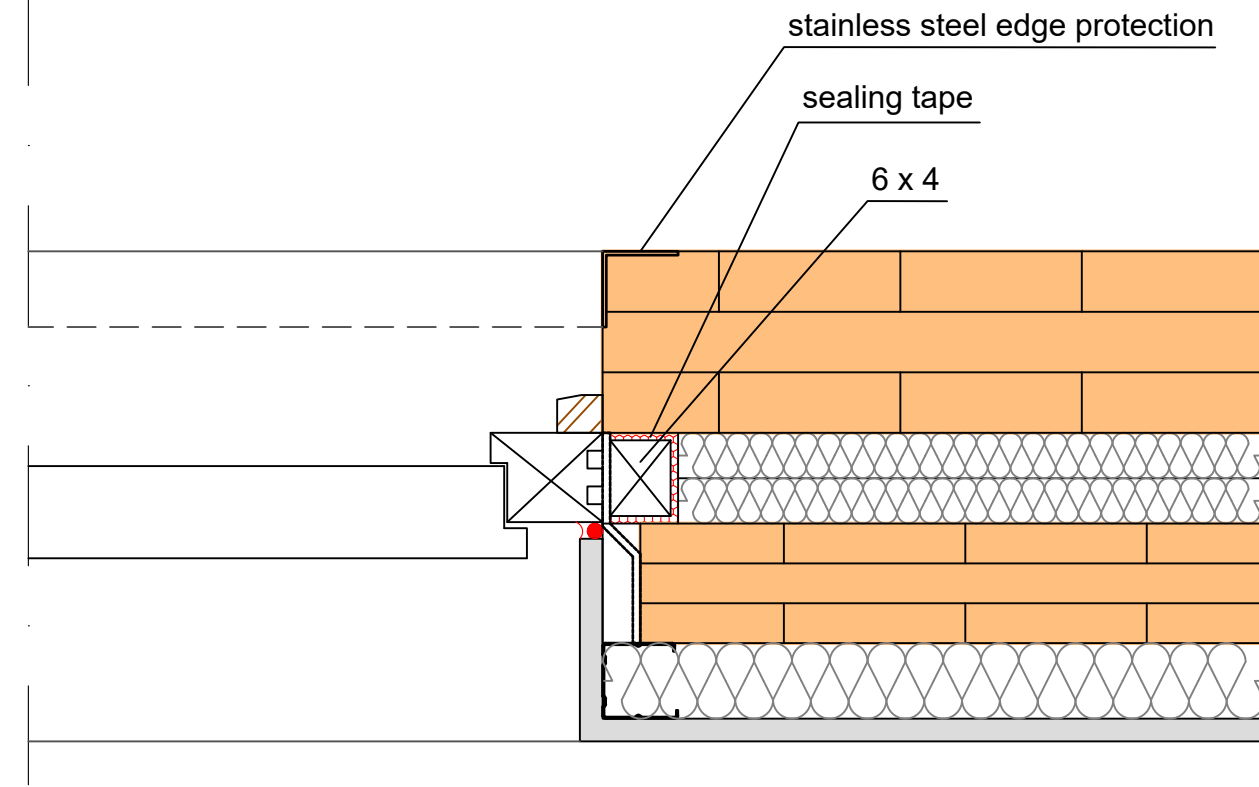
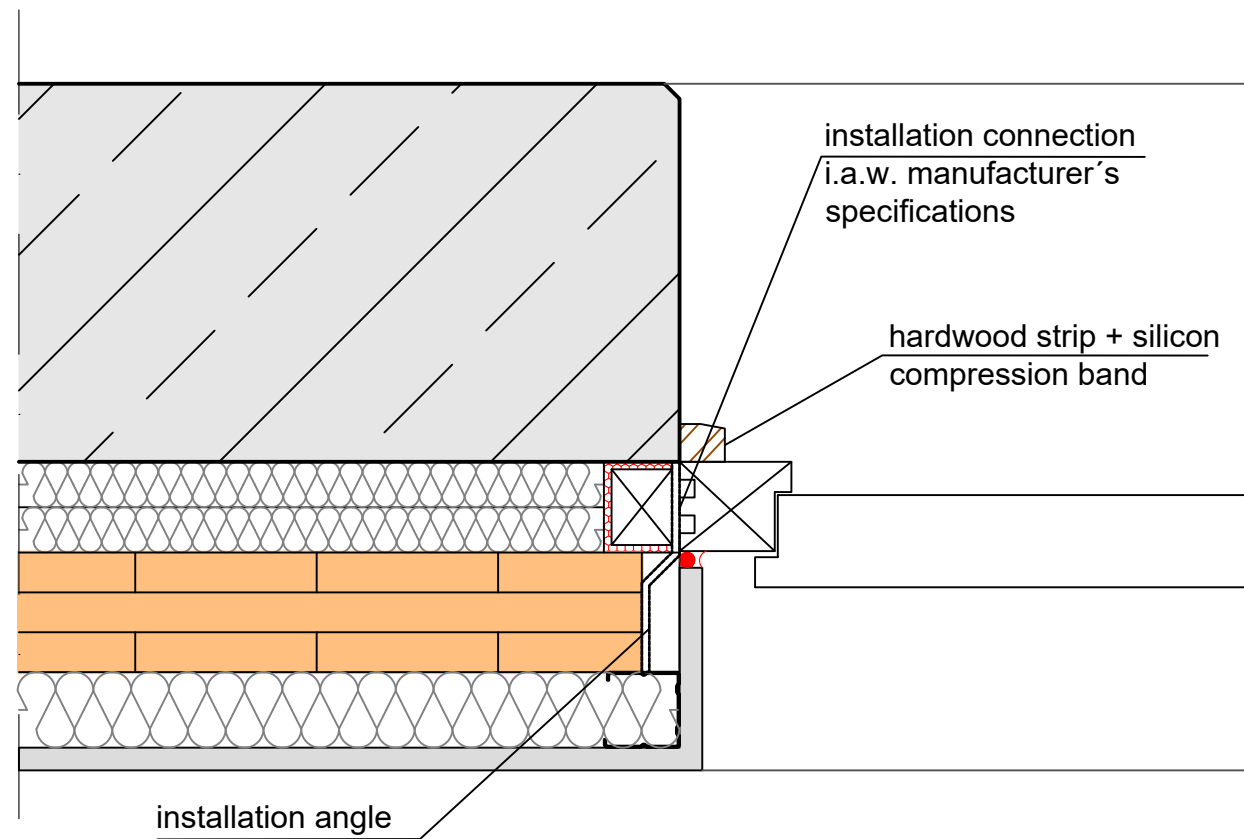
**Note:**  
 The processing and manufacturing instructions must be observed! Sealing compounds must be selected in accordance with the requirements and checked for compatibility with each other and with the components concerned (warranty). Anchor spacings must be observed in accordance with the certification. The dimensioning of the profiles, fastenings, anchors, dowels and glazing must be determined independently by the executing company, depending on the assembly concept, the static calculation and the applicable standards and approvals!

**DETAIL** **FEh 01**

Plan content:  
 Window's side connection

Version number: 01/2019	Scale: 1:2,5	Date: 09.2019	Size: A3
----------------------------	-----------------	------------------	-------------





**Legend:**

Plan coding:	Component:
Abbrev.:	exterior wall
EW	interior wall
IW	Double partition wall
WTW	Floor level
FL	Flat roof
FR	Pitched roof
PR	

**Note:**  
 The processing and manufacturing instructions must be observed! Sealing compounds must be selected in accordance with the requirements and checked for compatibility with each other and with the components concerned (warranty). Anchor spacings must be observed in accordance with the certification. The dimensioning of the profiles, fastenings, anchors, dowels and glazing must be determined independently by the executing company, depending on the assembly concept, the static calculation and the applicable standards and approvals!

**DETAIL**

**Th 01**

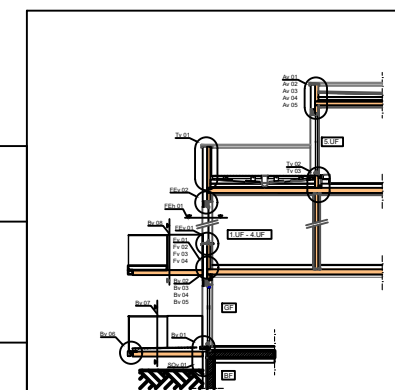
Plan content:  
 STC connection wall - door

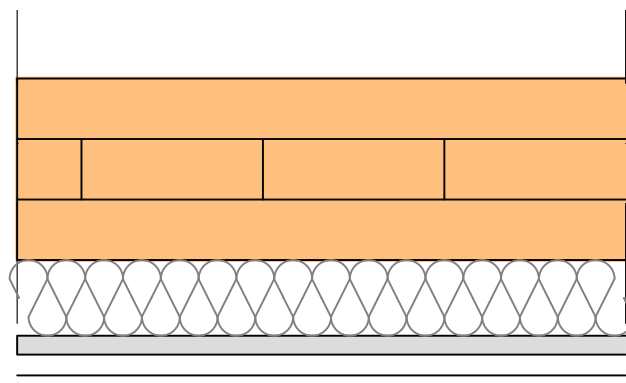
Version number:  
 01/2019

Scale:  
 1:5

Date:  
 09.2019

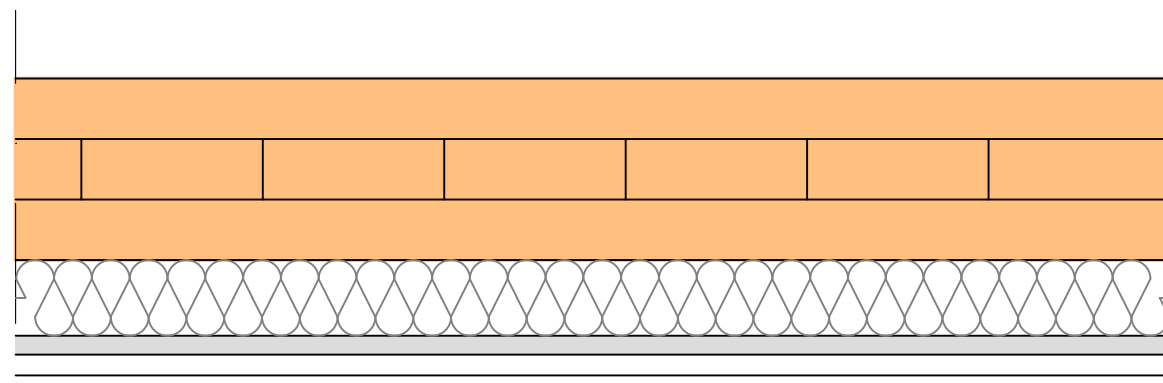
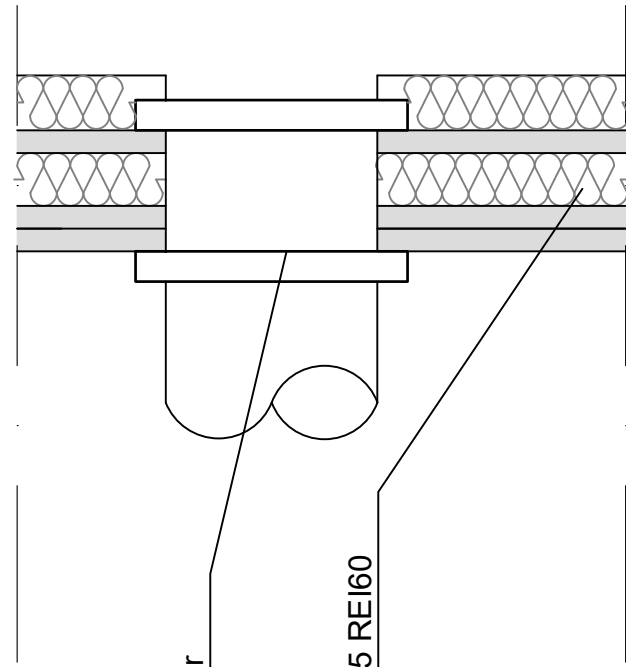
Size:  
 A3



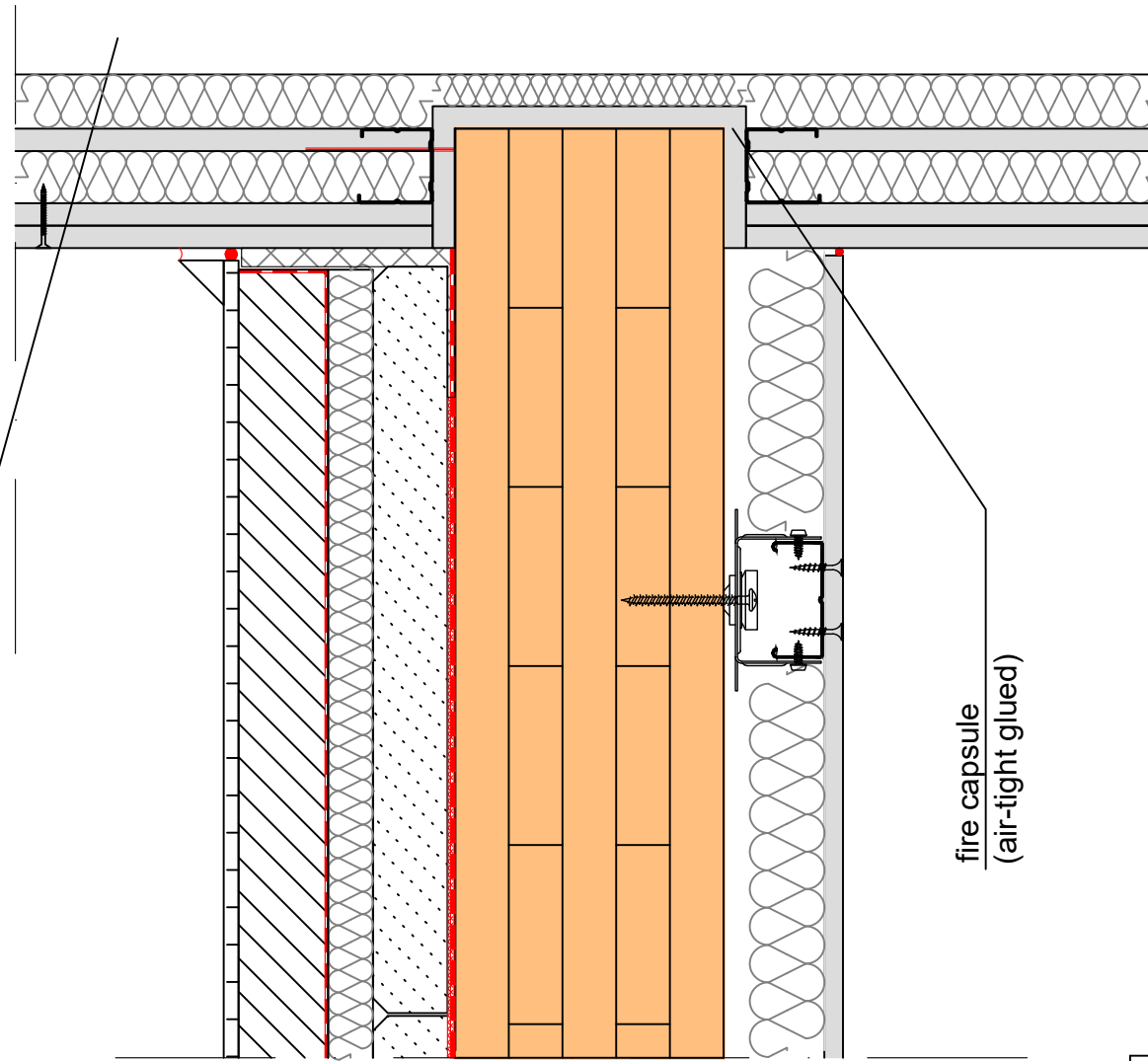


fire protection collar

shaft system Knauf W635 REI60  
or equivalent



ventilation



fire capsule  
(air-tight glued)

**Legend:**

Plan coding:	Component:
Abbrev.:	exterior wall
EW	interior wall
IW	Double partition wall
WTW	Floor level
FL	Flat roof
FR	Pitched roof
PR	

**Note:**  
The processing and manufacturing instructions must be observed! Sealing compounds must be selected in accordance with the requirements and checked for compatibility with each other and with the components concerned (warranty). Anchor spacings must be observed in accordance with the certification. The dimensioning of the profiles, fastenings, anchors, dowels and glazing must be determined independently by the executing company, depending on the assembly concept, the static calculation and the applicable standards and approvals!

**DETAIL**

**Sv 01**

Plan content:  
Shaft section

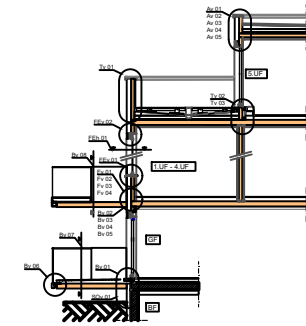
Version number:  
01/2019

Scale:  
1:5

Date:  
09.2019

Size:  
A3

General Terms of Use: <https://www.klh.at/wp-content/uploads/2020/07/webpage-allgemeine-nutzungsbedingungen-en.pdf>



Project:  
**CAD-Details**

KLH Massivholz GmbH  
Gewerbestraße 4  
A - 8842 Teufenbach-Katsch  
office@klh.at





- VIII
- 1 x sewage Ø110
  - 2 x sup. air 25/20 cm
  - 2 x exh. air 25/20 cm
  - 1 x cold water Ø50
  - 2 x heating Ø50
  - Shaft: 140/30 cm

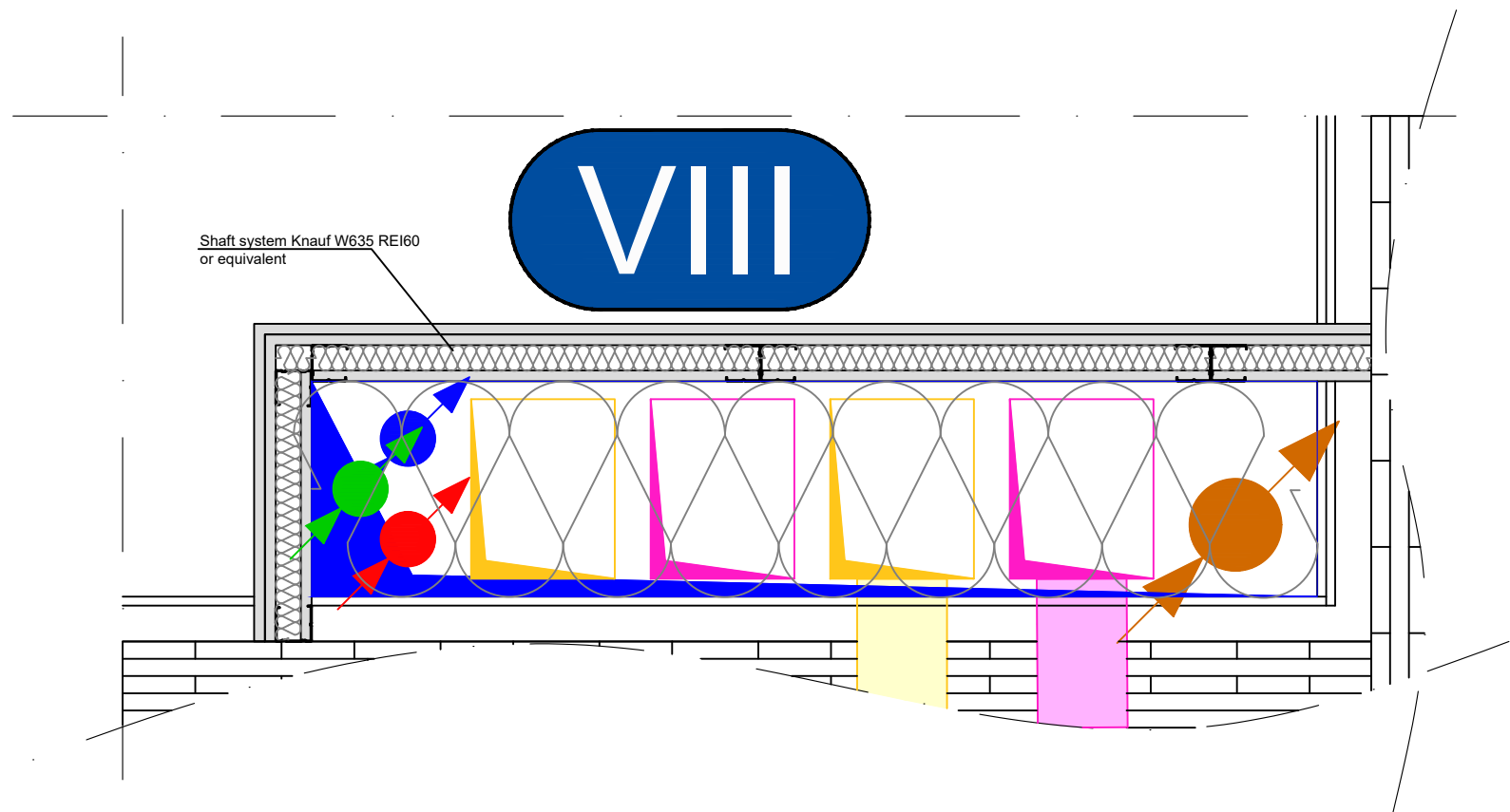
### Legende Farben:

<b>Heizung:</b>	Helium	<b>Lüftung:</b>	Außenluft
Allgemein	Kohlendioxid	Allgemein	Fortluft
Vorlauf	Sauerstoff	Abluft	
Rücklauf	Stickstoff	Zuluft	
Öl		Außenluft	
Isolierung		Fortluft	
	<b>Sanitär:</b>	Saugluft	
	Allgemein	Druckluft	
	Kaltwasser	Isolierung	
	Kaltwasser Weich		
	Löschwasser		
	Desinfektionswasser		
	Warmwasser		
	Zirkulationswasser		
	Regenwasser		
	Schmutzwasser		
	Schmutzwasser Fett		
	Isolierung		
<b>Kälte:</b>		<b>Schraffuren:</b>	
Allgemein		Allgemein	
Vorlauf		Fußbodenheizung	
Rücklauf		Heizflächen	
Isolierung		Einrichtungsgegenstände	
		Abluft	
<b>Gase:</b>		Zuluft	
Gas			
Azetylen			
Argon			

### Legende Symbole:

Leitung nach oben	Manometerhahn	Regler
Leitung nach unten	Manometer	Raumthermostat
Leitung nach oben und unten	Thermometer	Zeitschaltuhr
Kugelhahn	Sicherheitsventil	Motorantrieb
Absperrklappe	Entlüftungsventil	Schalldämpfer
Absperrschieber	Entleerung	Volumenstromregler
Regulierventil	Pumpe	Jalousieklappe
Differenzdruckregler	Wärmemengenzähler	Ventilator
Magnetventil	Wasserzähler	
Durchgangsventil	Schmutzfänger	
Dreiwegeventil	Filter	
Dreiwegeventil mit Stellantrieb	Luftabscheider	
Rückschlagventil	Passstück	
Rückschlagklappe	Kompensator	
Eckventil	Fühler	
Schrägsitzventil		
Druckminderventil		

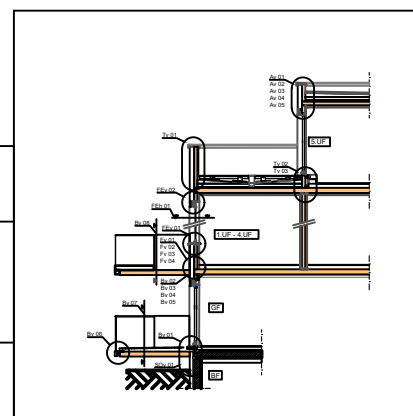
————— Leitungen an/in der Wand  
 - - - - - Leitungen im Boden  
 - · - · - Leitungen an der Decke



# DETAIL Sh 01

Plan content:  
Shaft section

Version number: 01/2019      Scale: 1:5      Date: 09.2019      Size: A3



**Legend:**

Plan coding:	Component:
Abbrev.:	exterior wall
EW	interior wall
IW	Double partition wall
WTW	Floor level
FL	Flat roof
FR	Pitched roof
PR	

**Note:**  
The processing and manufacturing instructions must be observed! Sealing compounds must be selected in accordance with the requirements and checked for compatibility with each other and with the components concerned (warranty). Anchor spacings must be observed in accordance with the certification. The dimensioning of the profiles, fastenings, anchors, dowels and glazing must be determined independently by the executing company, depending on the assembly concept, the static calculation and the applicable standards and approvals!

